



**Quarterly Investment Report**  
**July 1, 2018 – September 30, 2018**

PATTERSON & ASSOCIATES



INVESTMENT PROFESSIONALS



# Solid Assessment Takes Rates Rising Again

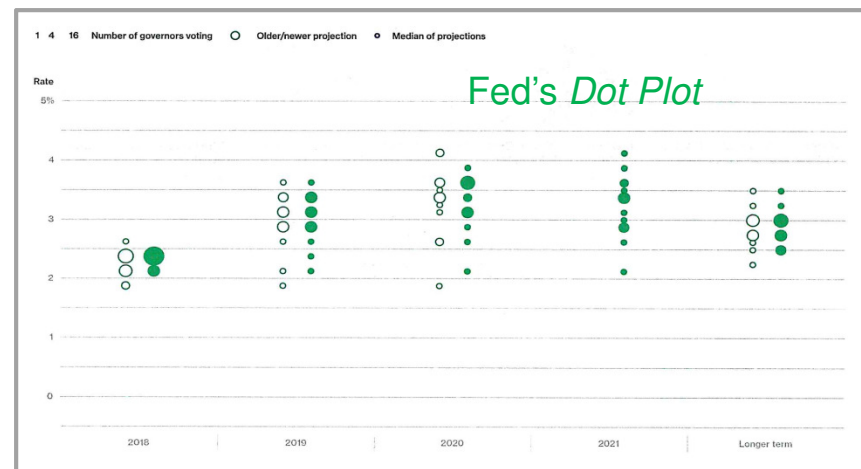
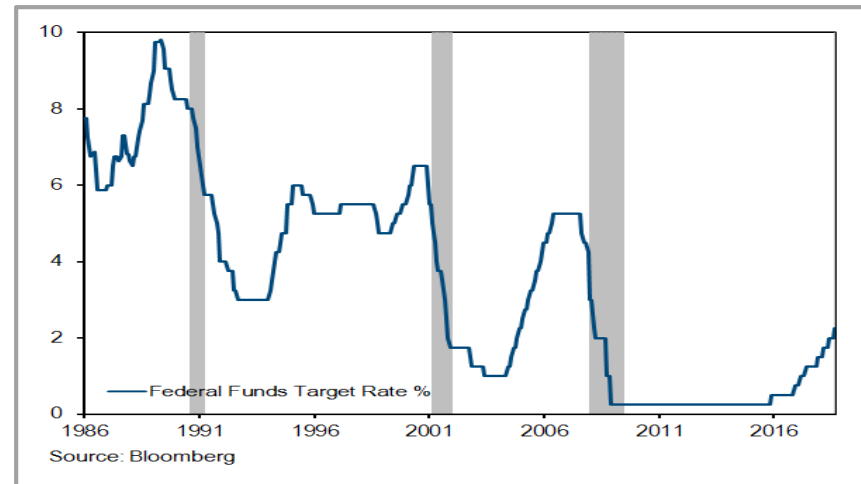
The Federal Reserve stuck to its script and as expected raised rates this month taking the new target range on Fed Funds to 2.0-2.25%. This is the highest rates since 10/08. The move had a 100% certainty projection along with a change in the meeting's statement. The statement is where the Committee gives a glimpse into future moves. The Fed removed the clause that *"The stance of monetary policy remains accommodative thereby supporting strong labor market conditions and a sustained return to 2 percent inflation."* which indicates a more hawkish tone or at least moving to neutral.

The statement and their economic projections (shown as a "dot plot" of Fed Governors projections) show an intent to raise rates four more times between now and the end of 2019. The chart at right gives a good view of where that elusive *neutral* rate may be. No one knows where the neutral point really is so the Committee must continuously look for that *soft landing* to take us there. The question will be whether with fading economic stimulus, higher rates and tariff uncertainty the economy will start to slow. Overall the statement suggests the need for the members to be increasingly focused on the incoming data. Data-dependency has never been more important.

Remember that the Fed has other tools to fine tune the markets. The strongest tool now is how fast and when they reduce the balance sheet accumulated during the QE process.

That data shows the consumer is confident and spending. Personal consumption has grown again as consumers swing their attention from autos to other goods. A positive move in wage growth was offset with a rise in inflation mostly in health care. Construction spending is also up but residential investment has slowed in concert with higher mortgage rates. Durable goods soared this month but removing the always volatile airplane (Boeing) orders it still is consistent with solid growth.

GDP is still on track for a strong finish in 2018 at a possible 3.0% pending data surprises. The final Q2 GDP stayed at 4.2%. The 'output gap' or difference between actual and potential growth has been closing which normally foretells inflation.



# Global Concerns Keep US Rates Down

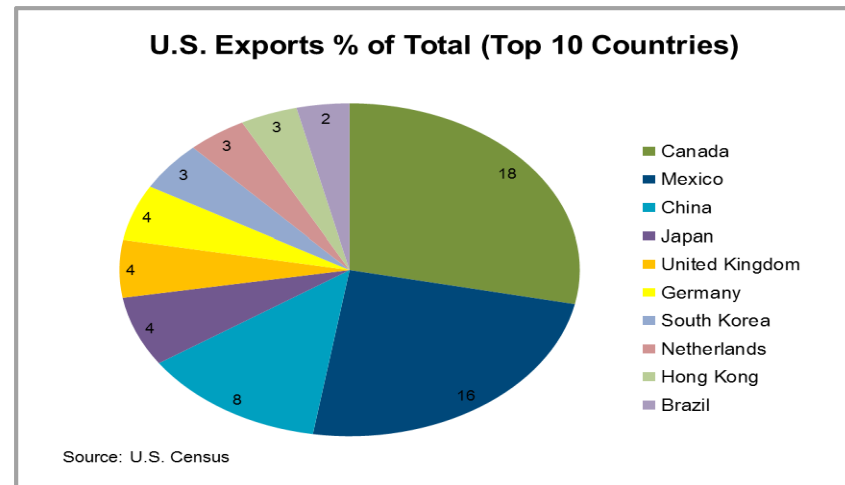
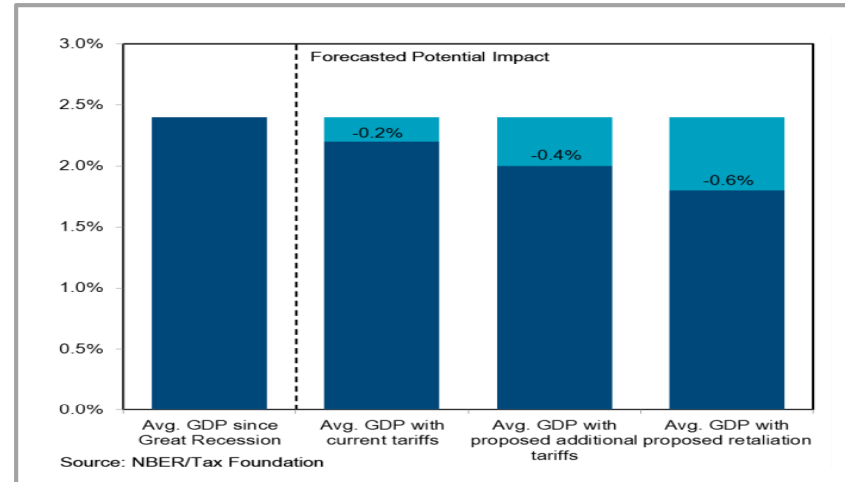
Domestically the month brought NAFTA 2.0. The deal, officially called the U.S.-Mexico-Canada Agreement, allows Canada to participate in the bilateral U.S./Mexico accord reached in August. The deal, which focused primarily on autos, also showed that the Administration can be more open to concessions in its dealings. This message should bode well in Europe.

The international focus this month stayed primarily in the Mediterranean. It started with Turkey and its rate hikes which put Italian and Spanish banks at risk. But the month closed with its eyes turned to Italy. The new populist leaders in Italy set their coming year budget with a 2.4% deficit of GDP for the next three year!

This wider deficit has created a potential collision course and poised the European Commission to reject the country's budget plans in November and open a procedure against its public accounts in February. Markets are pricing in the possibility of political conflict and potential credit rating downgrades. Fitch and Moody's have the nation on negative outlook at the BBB.

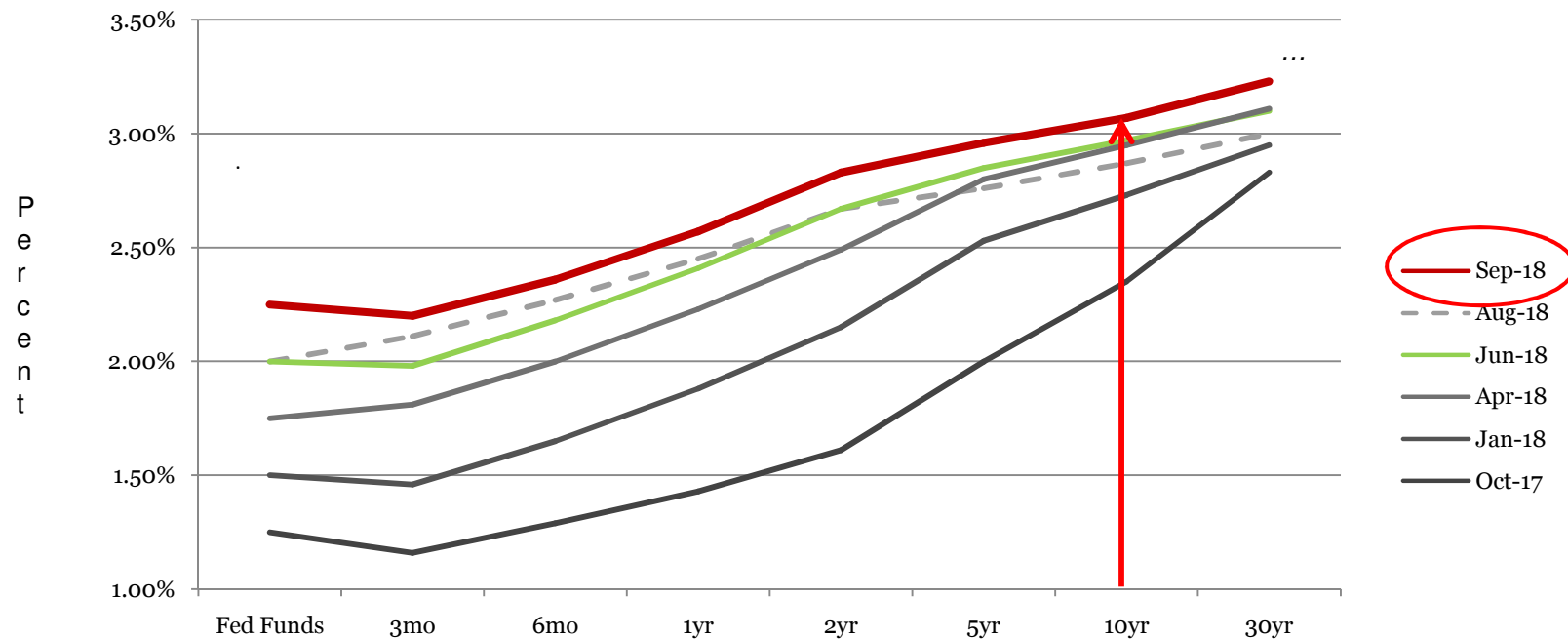
The ECB appears less capable of extricating itself from hyper-stimulus than the Federal Reserve. European inflation now is at the 2% target, though economic growth has slowed. Unemployment remains high, but fiscal reforms rather than monetary stimulus may now be needed as they were in the US. Meantime, investors are convinced that rates will not rise until well into next year despite rising inflation. They also believe that higher inflation means a weaker euro, all of which encourages capital flight – to the US.

The Bank of England may raise interest rates a little faster than anticipated by financial markets next year, provided a “no deal” Brexit doesn't divert the process. But the ECB will only begin to raise rates in late 2019, and policy tightening in Japan is not yet in sight. The US remains the safe place to be. Interestingly though commodities have a new message. Gold is down and oil is up. This could mean markets are looking less at the “safe” trade and more at growth.



# The Flattening Curve

- Fears of an inverted curve remain but Chairman Powell's comments regarding the yield curve, inflation and growth should calm concerns that the Fed will hike bonds into an inversion.
- The key to the flattening now appears to be global growth. Without global growth funds will continue to flood into the US markets. Outliers like Italy's market (and leaders) have already begun to roil European markets.
- The 10-year U.S. Treasury jumped over the 3% barrier this month with settlement on NAFTA with Canada taking it to 3.11%.
- The strength of the US dollar is a key ingredient in our attractiveness to foreign investors. A currency's strength is based on its perceived safety (compare us to Europe now or the weak Chinese yuan), the benefit versus other global rates, the balance of trade (which was aided by NAFTA settlement), inflation projections, and political stability (we fight but transition well...). All of these will keep the dollar strong and investors coming in. It will obviously hurt emerging markets which leveraged themselves in debt denominated in US dollars unfortunately.



End of Month Rates - Full Yield Curve - Fed Funds to 30yr

# City of San Angelo, Texas

## General Revenue Fund Quarterly Investment Report

June 30, 2018 – September 30, 2018

### Portfolio Summary Management Report

This quarterly report is in compliance with the investment policy and strategy as established by the City and the Public Funds Investment Act (Chapter 2256, Texas Government Code).

<u>Portfolio as of June 30, 2018</u>		<u>Portfolio as of June 30, 2018</u>	
Beginning Book Value	\$ 134,909,786	Ending Book Value	\$ 135,678,938
Beginning Market Value	\$ 134,465,195	Ending Market Value	\$ 135,143,670
Unrealized Gain/Loss	\$ (444,591)	Accrued Interest Receivable	\$ 103,532
		Unrealized Gain/Loss	\$ (535,268)
		<b>Change in Unrealized Gain/Loss</b>	<b>\$ (90,677)</b>
WAM at Beginning Period Date <sup>1</sup>	214 days	WAM at Ending Period Date	223 days
		Change in Market Value <sup>2</sup>	\$ 678,475

**Average Yield to Maturity for period (net of fees)                      1.927%**

**Average Yield 1 Year Treasury Bill for period                                      2.460%**

Prepared by:

---

City of San Angelo  
Tina Dierschke, Director of Finance




---

Registered Investment Advisor  
Patterson & Associates, Linda T. Patterson, President

---

City of San Angelo  
Dale Hahn, Cash and Debt Analyst

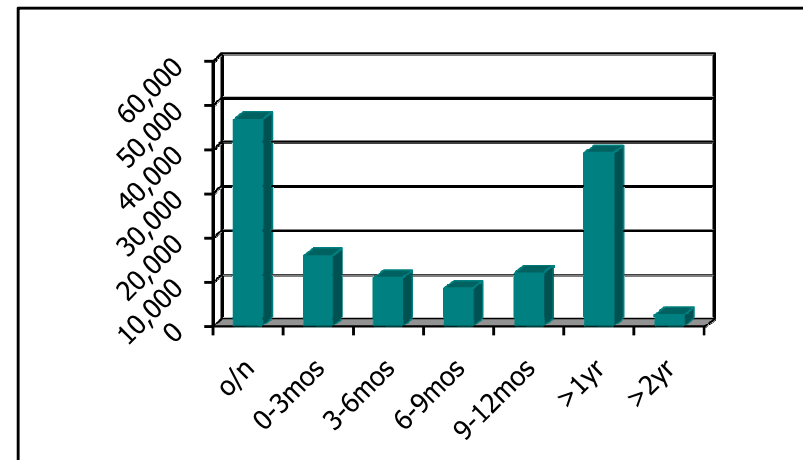
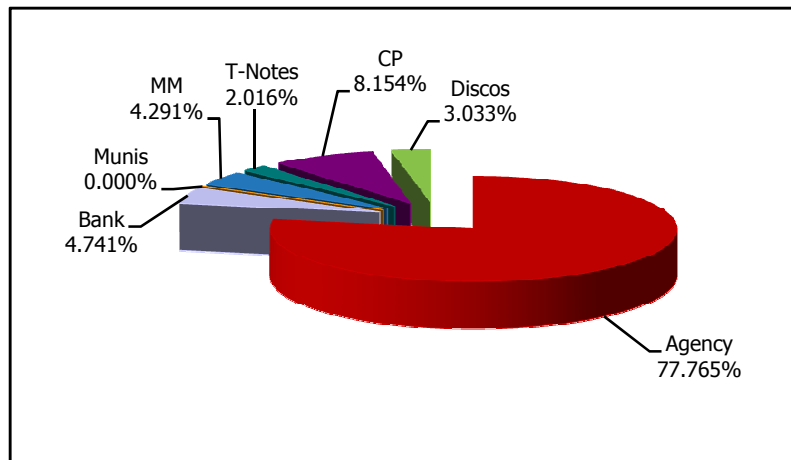
<sup>1</sup> WAM represents weighted average maturity.

<sup>2</sup> Change in Market Value is required data, but will primarily reflect the receipt and expenditure of the City's funds from quarter to quarter.

# General Portfolio

As of September 30, 2018

- P&A constantly reviews your portfolio for optimal asset allocation and a controlled average maturity because a diversified portfolio can better adjust to volatile market conditions.
- The graphs below show asset allocations by market sector and by maturity. They do reflect our anticipation of another rate increase in September – and perhaps one in December – which keeps the portfolios slightly shorter overall.
- The non-cash portion of your portfolio is yielding 1.98%.



# *City of San Angelo, Texas*

## Lake Nasworthy Trust Quarterly Investment Report June 30, 2018 – September 30, 2018 Portfolio Summary Management Report

This quarterly report is in compliance with the investment policy and strategy as established by the City and the Public Funds Investment Act (Chapter 2256, Texas Government Code).


<u>Portfolio as of June 30, 2018</u>		<u>Portfolio as of September 30, 2018</u>	
Beginning Book Value	\$ 14,569,979	Ending Book Value	\$ 14,762,773
Beginning Market Value	\$ 14,373,136	Ending Market Value	\$ 14,562,944
Unrealized Gain/Loss	\$ (196,843)	Accrued Interest Receivable	\$ 19,454
		Unrealized Gain/Loss	\$ (199,829)
		<b>Change in Unrealized Gain/Loss</b>	<b>\$ (2,986)</b>
WAM at Beginning Period Date <sup>1</sup>	439 days	WAM at Ending Period Date <sup>1</sup>	481 days
		Change in Market Value <sup>2</sup>	\$ 189,808

<b>Average Yield to Maturity for period (net of fees)</b>	<b>1.653%</b>
<b>Average Yield 1 Year Treasury Note for period</b>	<b>2.460%</b>
<b>Average Yield 3 Year Treasury Note for period</b>	<b>2.740%</b>

Prepared by:

---

City of San Angelo  
Tina Dierschke, Director of Finance




---

Registered Investment Advisor  
Patterson & Associates, Linda T. Patterson, President

---

City of San Angelo  
Dale Hahn, Cash and Debt Analyst

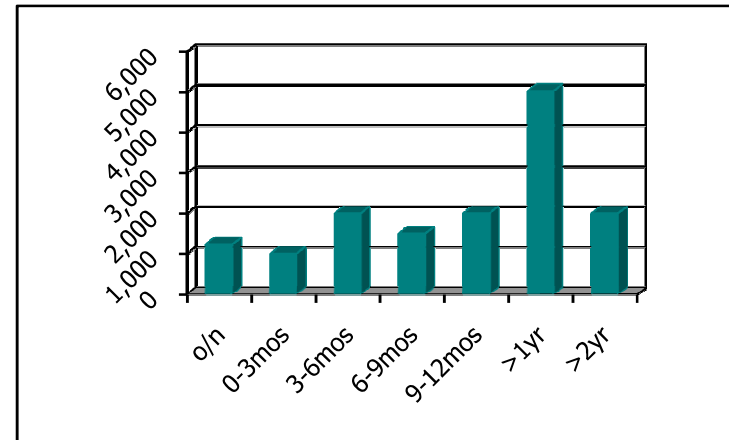
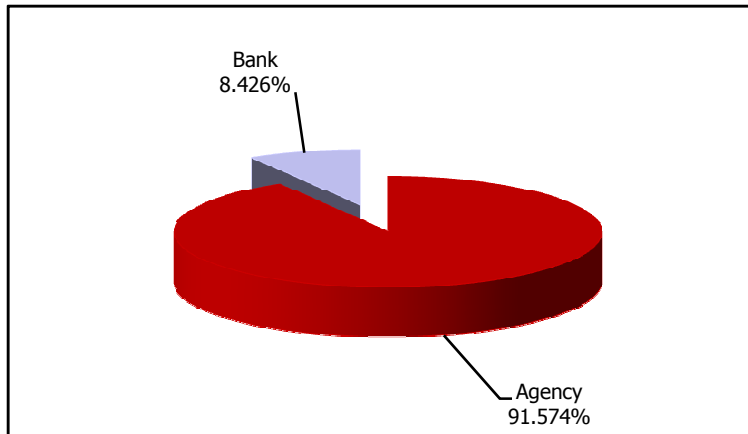
<sup>1</sup> WAM represents weighted average maturity.

<sup>2</sup> **Change in Market Value** is required data, but will primarily reflect the receipt and expenditure of the City's funds from quarter to quarter.

# Lake Nasworthy Portfolio

As of September 30, 2018

- P&A constantly reviews your portfolio for optimal asset allocation and a controlled average maturity because a diversified portfolio can better adjust to volatile market conditions.
- The graphs below show asset allocations by market sector and by maturity. They do reflect our anticipation of another rate increase in September – and perhaps one in December – which keeps the portfolios slightly shorter overall.
- The non-cash portion of your portfolio is yielding 1.665%.







**City of San Angelo, Texas  
Portfolio Management  
Portfolio Summary  
September 30, 2018**

Patterson & Associates  
901 S. MoPac  
Suite 195  
Austin, TX 78746  
-

<b>Investments</b>	<b>Par Value</b>	<b>Market Value</b>	<b>Book Value</b>	<b>% of Portfolio</b>	<b>Term</b>	<b>Days to Maturity</b>	<b>YTM 365 Equiv.</b>
Commercial Paper Disc. -Amortizing	8,000,000.00	7,981,253.34	7,981,253.34	5.31	90	37	2.325
Federal Agency Coupon Securities	89,705,000.00	88,905,282.94	89,634,599.99	59.58	782	401	1.887
Federal Agency Disc. -Amortizing	3,000,000.00	2,965,728.00	2,968,791.67	1.97	340	175	2.234
Treasury Coupon Securities	2,000,000.00	1,970,390.00	1,973,106.72	1.31	359	334	2.497
First Financial Bank	47,883,959.13	47,883,959.13	47,883,959.13	31.83	1	1	1.909
	<b>150,588,959.13</b>	<b>149,706,613.41</b>	<b>150,441,710.85</b>	<b>100.00%</b>	<b>483</b>	<b>249</b>	<b>1.932</b>
<b>Investments</b>							
<b>Cash and Accrued Interest</b>							
Accrued Interest at Purchase		96,994.10	96,994.10				
Subtotal		96,994.10	96,994.10				
<b>Total Cash and Investments</b>	<b>150,588,959.13</b>	<b>149,803,607.51</b>	<b>150,538,704.95</b>		<b>483</b>	<b>249</b>	<b>1.932</b>

<b>Total Earnings</b>	<b>September 30 Month Ending</b>	<b>Fiscal Year To Date</b>	<b>Fiscal Year Ending</b>
Current Year	250,626.92	2,226,408.84	2,226,408.84

The following reports are submitted in accordance with the Public Funds Investment Act (Texas Gov't Code 2256). The reports also offer supplemental information not required by the Act in order to fully inform the governing body of the City of San Angelo, Texas of the position and activity within the City's portfolio of investments. The reports include a management summary overview, a detailed inventory report for the end of the period, a transaction report, as well as graphic representations of the portfolio to provide full disclosure to the governing body.

\_\_\_\_\_  
Tina Dierschke, Finance Director



**City of San Angelo, Texas**  
**Summary by Type**  
**September 30, 2018**  
**Grouped by Fund**

Patterson & Associates  
 901 S. MoPac  
 Suite 195  
 Austin, TX 78746  
 -

Security Type	Number of Investments	Par Value	Book Value	% of Portfolio	Average YTM 365	Average Days to Maturity
<b>Fund: General</b>						
Commercial Paper Disc. -Amortizing	4	8,000,000.00	7,981,253.34	5.31	2.325	37
Federal Agency Disc. -Amortizing	1	3,000,000.00	2,968,791.67	1.97	2.234	175
First Financial Bank	2	46,639,927.30	46,639,927.30	31.00	1.911	1
Federal Agency Coupon Securities	31	76,205,000.00	76,115,858.96	50.59	1.926	379
Treasury Coupon Securities	1	2,000,000.00	1,973,106.72	1.31	2.497	334
<b>Subtotal</b>	<b>39</b>	<b>135,844,927.30</b>	<b>135,678,937.99</b>	<b>90.18</b>	<b>1.959</b>	<b>224</b>
<b>Fund: Lake Nasworthy</b>						
First Financial Bank	1	1,244,031.83	1,244,031.83	0.83	1.830	1
Federal Agency Coupon Securities	12	13,500,000.00	13,518,741.03	8.99	1.665	526
<b>Subtotal</b>	<b>13</b>	<b>14,744,031.83</b>	<b>14,762,772.86</b>	<b>9.82</b>	<b>1.679</b>	<b>482</b>
<b>Total and Average</b>	<b>52</b>	<b>150,588,959.13</b>	<b>150,441,710.85</b>	<b>100.00</b>	<b>1.932</b>	<b>249</b>



**City of San Angelo, Texas  
Fund GEN - General  
Investments by Fund  
September 30, 2018**

Patterson & Associates  
901 S. MoPac  
Suite 195  
Austin, TX 78746  
-

CUSIP	Investment #	Issuer	Purchase Date	Book Value	Par Value	Market Value	Current Rate	YTM 360	YTM 365	Maturity Date	Days To Maturity
<b>Commercial Paper Disc. -Amortizing</b>											
0347M3L77	484	Anglesea Funding CP	08/09/2018	1,995,333.89	2,000,000.00	1,995,333.89		2.282	2.314	11/07/2018	37
16536JL70	486	Chesham Finance CP	08/09/2018	1,995,333.89	2,000,000.00	1,995,333.89		2.282	2.314	11/07/2018	37
27873KL75	485	Ebury Finance CP	08/09/2018	1,995,333.89	2,000,000.00	1,995,333.89		2.282	2.314	11/07/2018	37
56108KL71	487	Malayan Bank CP	08/09/2018	1,995,251.67	2,000,000.00	1,995,251.67		2.323	2.355	11/07/2018	37
<b>Subtotal and Average</b>				<b>7,981,253.34</b>	<b>8,000,000.00</b>	<b>7,981,253.34</b>		<b>2.293</b>	<b>2.325</b>		<b>37</b>
<b>Federal Agency Coupon Securities</b>											
3132X0RZ6	450	FRMAC Note	05/01/2017	2,454,856.35	2,455,000.00	2,441,445.94	1.430	1.421	1.440	04/18/2019	199
3132X0WK3	458	FRMAC Note	08/29/2017	2,999,138.57	3,000,000.00	2,970,312.00	1.440	1.452	1.472	08/20/2019	323
3132X0C33	468	FRMAC Note	01/04/2018	2,748,279.80	2,750,000.00	2,728,794.75	1.970	1.993	2.021	12/27/2019	452
3132X05K3	493	FRMAC Call Note	09/20/2018	2,490,611.11	2,500,000.00	2,488,570.00	2.980	2.534	2.569	09/20/2021	1,085
3133EJME6	473	FFCB Note	05/09/2018	2,997,044.26	3,000,000.00	2,986,242.00	2.500	2.529	2.564	04/27/2020	574
3133EJRL5	477	FFCB Note	06/19/2018	1,997,652.53	2,000,000.00	1,991,360.00	2.550	2.585	2.621	06/11/2020	619
3133EJNW5	480	FFCB Note	06/22/2018	1,998,050.48	2,000,000.00	1,991,958.00	2.550	2.575	2.611	05/15/2020	592
3133EGKZ7	465	FFCB Call Note	11/29/2017	2,000,000.00	2,000,000.00	1,976,570.00	1.020	1.790	1.815	07/12/2019	284
3133EJKW8	471	FFCB Call Note	04/16/2018	2,000,000.00	2,000,000.00	1,985,768.00	2.420	2.399	2.432	04/16/2020	563
3133EFD20	491	FFCB Call Note	09/13/2018	2,000,000.00	2,000,000.00	1,983,854.00	1.250	2.449	2.483	05/23/2019	234
3133EJTT7	492	FFCB Call Note	09/19/2018	1,491,978.87	1,500,000.00	1,491,355.50	2.430	2.772	2.810	04/03/2020	550
313379EE5	459	FHLB Note	08/31/2017	2,003,323.23	2,000,000.00	1,987,402.00	1.625	1.365	1.384	06/14/2019	256
3130ACXD1	464	FHLB Note	11/29/2017	1,999,855.00	2,000,000.00	1,998,134.00	1.625	1.647	1.670	11/29/2018	59
3130A0JR2	467	FHLB Note	12/15/2017	2,262,481.67	2,250,000.00	2,241,004.50	2.375	1.875	1.901	12/13/2019	438
3130A0JR2	469	FHLB Note	01/19/2018	4,013,389.47	4,000,000.00	3,984,008.00	2.375	2.059	2.088	12/13/2019	438
3130ADMS8	483	FHLB Call Note	07/19/2018	4,974,859.76	5,000,000.00	4,957,620.00	2.150	2.620	2.656	02/14/2020	501
3130ADMS8	488	FHLB Call Note	08/09/2018	1,988,688.96	2,000,000.00	1,983,048.00	2.150	2.646	2.683	02/14/2020	501
3134G9LD7	399	FHLMC Call Note	05/24/2016	2,000,000.00	2,000,000.00	1,983,206.00	1.250	1.232	1.250	05/24/2019	235
3134GAAP9	417	FHLMC Call Note	08/23/2016	2,000,000.00	2,000,000.00	1,996,490.00	1.000	0.986	1.000	11/23/2018	53
3134GABN3	421	FHLMC Call Note	08/26/2016	3,000,000.00	3,000,000.00	2,964,456.00	1.300	1.255	1.272	08/23/2019	326
3134GASE5	427	FHLMC Call Note	10/28/2016	2,000,000.00	2,000,000.00	1,998,424.00	1.050	1.035	1.050	10/26/2018	25
3134GAYE8	431	FHLMC Call Note	11/28/2016	2,000,000.00	2,000,000.00	1,996,508.00	1.125	1.109	1.125	11/28/2018	58
3134GA6X7	443	FHLMC Call Note	03/15/2017	4,000,000.00	4,000,000.00	3,982,052.00	1.400	1.380	1.400	03/15/2019	165
3134GBET5	461	FHLMC Call Note	09/07/2017	1,000,000.00	1,000,000.00	985,564.00	1.800	1.757	1.782	04/13/2020	560

**Fund GEN - General  
Investments by Fund  
September 30, 2018**

CUSIP	Investment #	Issuer	Purchase Date	Book Value	Par Value	Market Value	Current Rate	YTM 360	YTM 365	Maturity Date	Days To Maturity
<b>Federal Agency Coupon Securities</b>											
3134GBL91	462	FHLMC Call Note	09/21/2017	2,250,000.00	2,250,000.00	2,200,578.75	1.800	1.775	1.800	09/21/2020	721
313586RC5	453	FNMA Note	06/21/2017	2,454,644.44	2,500,000.00	2,431,097.50		1.795	1.820	10/09/2019	373
3135G0J53	470	FNMA Note	04/12/2018	1,991,004.46	2,000,000.00	1,989,462.00	1.000	2.103	2.132	02/26/2019	148
3136G3D51	412	FNMA Call Note	07/26/2016	2,000,000.00	2,000,000.00	1,978,606.00	1.250	1.232	1.250	07/26/2019	298
3135G0J95	430	FNMA Call Note	11/15/2016	2,000,000.00	2,000,000.00	1,969,750.00	1.350	1.339	1.358	10/28/2019	392
3136G4GU1	481	FNMA Call Note	06/28/2018	5,000,000.00	5,000,000.00	4,928,830.00	1.400	2.536	2.571	11/25/2019	420
3132X0NC1	433	FAMCA Note	01/18/2017	2,000,000.00	2,000,000.00	1,993,900.00	1.320	1.301	1.320	01/18/2019	109
<b>Subtotal and Average</b>				<b>76,115,858.96</b>	<b>76,205,000.00</b>	<b>75,586,370.94</b>		<b>1.899</b>	<b>1.926</b>		<b>379</b>
<b>Federal Agency Disc. -Amortizing</b>											
313312DM9	472	FFCB DN	04/19/2018	2,968,791.67	3,000,000.00	2,965,728.00		2.203	2.233	03/25/2019	175
<b>Subtotal and Average</b>				<b>2,968,791.67</b>	<b>3,000,000.00</b>	<b>2,965,728.00</b>		<b>2.203</b>	<b>2.234</b>		<b>175</b>
<b>Treasury Coupon Securities</b>											
912828TNO	490	T Note	09/06/2018	1,973,106.72	2,000,000.00	1,970,390.00	1.000	2.462	2.496	08/31/2019	334
<b>Subtotal and Average</b>				<b>1,973,106.72</b>	<b>2,000,000.00</b>	<b>1,970,390.00</b>		<b>2.463</b>	<b>2.497</b>		<b>334</b>
<b>First Financial Bank</b>											
999999995	102	First Financial Bank	07/01/2007	4,639,927.30	4,639,927.30	4,639,927.30	1.830	1.804	1.830		1
9999999910	326	Money Market Account	09/04/2014	42,000,000.00	42,000,000.00	42,000,000.00	1.920	1.893	1.920		1
<b>Subtotal and Average</b>				<b>46,639,927.30</b>	<b>46,639,927.30</b>	<b>46,639,927.30</b>		<b>1.885</b>	<b>1.911</b>		<b>1</b>
<b>Total Investments and Average</b>				<b>135,678,937.99</b>	<b>135,844,927.30</b>	<b>135,143,669.58</b>		<b>1.932</b>	<b>1.959</b>		<b>223</b>

**Fund LAKE - Lake Nasworthy  
Investments by Fund  
September 30, 2018**

CUSIP	Investment #	Issuer	Purchase Date	Book Value	Par Value	Market Value	Current Rate	YTM 360	YTM 365	Maturity Date	Days To Maturity
<b>Federal Agency Coupon Securities</b>											
3130AAM54	435	FHLB Note	01/30/2017	2,000,000.00	2,000,000.00	1,993,406.00	1.290	1.272	1.290	01/30/2019	121
3130ACXD1	466	FHLB Note	11/29/2017	999,927.50	1,000,000.00	999,067.00	1.625	1.647	1.670	11/29/2018	59
313370E38	482	FHLB Note	07/03/2018	2,024,444.12	2,000,000.00	2,018,088.00	3.375	2.594	2.631	06/12/2020	620
3130A8VN0	416	FHLB Call Note	08/17/2016	1,000,000.00	1,000,000.00	943,365.00	1.940	1.913	1.940	11/17/2023	1,873
3130ADG22	489	FHLB Call Note	08/24/2018	994,490.20	1,000,000.00	991,385.00	2.090	2.584	2.620	01/23/2020	479
3134G93S4	419	FHLMC Call Note	08/23/2016	500,000.00	500,000.00	494,076.00	1.300	1.282	1.300	08/23/2019	326
3134GAJR6	424	FHLMC Call Note	09/30/2016	1,000,000.00	1,000,000.00	973,813.00	1.500	1.479	1.500	09/30/2020	730
3134GARV8	428	FHLMC Call Note	10/28/2016	1,000,000.00	1,000,000.00	985,356.00	1.300	1.282	1.300	10/25/2019	389
3136G3NA9	397	FNMA Call Note	05/23/2016	1,500,000.00	1,500,000.00	1,487,931.00	1.200	1.183	1.200	05/23/2019	234
3135G0M26	413	FNMA Call Note	07/26/2016	1,000,000.00	1,000,000.00	987,095.00	1.000	0.986	1.000	07/26/2019	298
3136G4EV1	429	FNMA Call Note	10/28/2016	1,000,000.00	1,000,000.00	951,930.00	1.625	1.613	1.635	10/28/2021	1,123
3132X0HW4	415	FAMCA Note	07/27/2016	499,879.21	500,000.00	493,400.00	0.970	0.986	1.000	07/26/2019	298
<b>Subtotal and Average</b>				<b>13,518,741.03</b>	<b>13,500,000.00</b>	<b>13,318,912.00</b>		<b>1.642</b>	<b>1.665</b>		<b>525</b>
<b>First Financial Bank</b>											
999999996	103	First Financial Bank	07/01/2007	1,244,031.83	1,244,031.83	1,244,031.83	1.830	1.804	1.830		1
<b>Subtotal and Average</b>				<b>1,244,031.83</b>	<b>1,244,031.83</b>	<b>1,244,031.83</b>		<b>1.805</b>	<b>1.830</b>		<b>1</b>
<b>Total Investments and Average</b>				<b>14,762,772.86</b>	<b>14,744,031.83</b>	<b>14,562,943.83</b>		<b>1.656</b>	<b>1.679</b>		<b>481</b>



**City of San Angelo, Texas  
Cash Reconciliation Report  
For the Period July 1, 2018 - September 30, 2018  
Grouped by Fund**

Patterson & Associates  
901 S. MoPac  
Suite 195  
Austin, TX 78746  
-

Trans. Date	Investment #	Fund	Trans. Type	Security ID	Par Value	Security Description	Maturity Date	Purchases	Interest	Redemptions	Cash
<b>General</b>											
07/12/2018	465	GEN	Interest	3133EGKZ7	2,000,000.00	FFCBC 2.0M 1.02% Mat. 07/12/2019	07/12/2019	0.00	10,200.00	0.00	10,200.00
07/18/2018	433	GEN	Interest	3132X0NC1	2,000,000.00	FRMAC 2.0M 1.32% Mat.	01/18/2019	0.00	13,200.00	0.00	13,200.00
07/19/2018	483	GEN	Purchase	3130ADMS8	5,000,000.00	FHLBC 5.0M 2.15% Mat. 02/14/2020	02/14/2020	-4,961,250.00	-46,284.72	0.00	-5,007,534.72
07/20/2018	409	GEN	Interest	3136G3XL4	3,000,000.00	FNMAC 3.0M 0.85% Mat.	07/20/2018	0.00	12,750.00	0.00	12,750.00
07/20/2018	409	GEN	Maturity	3136G3XL4	3,000,000.00	FNMAC 3.0M 0.85% Mat.	07/20/2018	0.00	0.00	3,000,000.00	3,000,000.00
07/26/2018	412	GEN	Interest	3136G3D51	2,000,000.00	FNMAC 2.0M 1.25% Mat.	07/26/2019	0.00	12,500.00	0.00	12,500.00
07/27/2018	414	GEN	Interest	3134G9Q67	2,000,000.00	FHLMCC 2.0M 1.05% Mat.	07/27/2018	0.00	10,500.00	0.00	10,500.00
07/27/2018	414	GEN	Maturity	3134G9Q67	2,000,000.00	FHLMCC 2.0M 1.05% Mat.	07/27/2018	0.00	0.00	2,000,000.00	2,000,000.00
08/09/2018	474	GEN	Maturity	40588MH91	2,000,000.00	HALKIN 2.0M 0.00% Mat.	08/09/2018	0.00	0.00	2,000,000.00	2,000,000.00
08/09/2018	475	GEN	Maturity	16536JH91	2,000,000.00	CHESH 2.0M 0.00% Mat. 08/09/2018	08/09/2018	0.00	0.00	2,000,000.00	2,000,000.00
08/09/2018	476	GEN	Maturity	27873KH96	2,000,000.00	EBURY 2.0M 0.00% Mat. 08/09/2018	08/09/2018	0.00	0.00	2,000,000.00	2,000,000.00
08/09/2018	484	GEN	Purchase	0347M3L77	2,000,000.00	ANGLE 2.0M 0.00% Mat. 11/07/2018	11/07/2018	-1,988,650.00	0.00	0.00	-1,988,650.00
08/09/2018	485	GEN	Purchase	27873KL75	2,000,000.00	EBURY 2.0M 0.00% Mat. 11/07/2018	11/07/2018	-1,988,650.00	0.00	0.00	-1,988,650.00
08/09/2018	486	GEN	Purchase	16536JL70	2,000,000.00	CHESH 2.0M 0.00% Mat. 11/07/2018	11/07/2018	-1,988,650.00	0.00	0.00	-1,988,650.00
08/09/2018	487	GEN	Purchase	56108KL71	2,000,000.00	MALAY 2.0M 0.00% Mat. 11/07/2018	11/07/2018	-1,988,450.00	0.00	0.00	-1,988,450.00
08/09/2018	488	GEN	Purchase	3130ADMS8	2,000,000.00	FHLBC 2.0M 2.15% Mat. 02/14/2020	02/14/2020	-1,984,266.60	-20,902.78	0.00	-2,005,169.38
08/14/2018	483	GEN	Interest	3130ADMS8	5,000,000.00	FHLBC 5.0M 2.15% Mat. 02/14/2020	02/14/2020	0.00	53,750.00	0.00	53,750.00
08/14/2018	488	GEN	Interest	3130ADMS8	2,000,000.00	FHLBC 2.0M 2.15% Mat. 02/14/2020	02/14/2020	0.00	21,500.00	0.00	21,500.00
08/20/2018	458	GEN	Interest	3132X0WK3	3,000,000.00	FAMCA 3.0M 1.44% Mat. 08/20/2019	08/20/2019	0.00	21,600.00	0.00	21,600.00
08/23/2018	417	GEN	Interest	3134GAAP9	2,000,000.00	FHLMCC 2.0M 1.00% Mat.	11/23/2018	0.00	10,000.00	0.00	10,000.00
08/23/2018	421	GEN	Interest	3134GABN3	3,000,000.00	FHLMCC 3.0M 1.30% Mat.	08/23/2019	0.00	19,500.00	0.00	19,500.00
08/26/2018	470	GEN	Interest	3135G0J53	2,000,000.00	FNMA 2.0M 1.00% Mat. 02/26/2019	02/26/2019	0.00	10,000.00	0.00	10,000.00
09/06/2018	479	GEN	Maturity	62455BJ63	2,000,000.00	MOUNT 2.0M 0.00% Mat.	09/06/2018	0.00	0.00	2,000,000.00	2,000,000.00
09/06/2018	490	GEN	Purchase	912828TN0	2,000,000.00	TNOTE 2.0M 1.00% Mat. 08/31/2019	08/31/2019	-1,971,093.75	-331.49	0.00	-1,971,425.24
09/10/2018	452	GEN	Interest	3132X0QP9	2,000,000.00	FAMCA 2.0M 1.25% Mat. 09/10/2018	09/10/2018	0.00	12,500.00	0.00	12,500.00
09/10/2018	452	GEN	Maturity	3132X0QP9	2,000,000.00	FAMCA 2.0M 1.25% Mat. 09/10/2018	09/10/2018	0.00	0.00	2,000,000.00	2,000,000.00
09/13/2018	423	GEN	Interest	3134GAGF5	2,000,000.00	FHLMCC 2.0M 1.10% Mat.	09/13/2018	0.00	11,000.00	0.00	11,000.00
09/13/2018	423	GEN	Maturity	3134GAGF5	2,000,000.00	FHLMCC 2.0M 1.10% Mat.	09/13/2018	0.00	0.00	2,000,000.00	2,000,000.00
09/13/2018	491	GEN	Purchase	3133EFD20	2,000,000.00	FFCBC 2.0M 1.25% Mat. 05/23/2019	05/23/2019	-1,983,100.00	-7,638.89	0.00	-1,990,738.89
09/15/2018	443	GEN	Interest	3134GA6X7	4,000,000.00	FHLMCC 4.0M 1.40% Mat.	03/15/2019	0.00	28,000.00	0.00	28,000.00
09/19/2018	478	GEN	Maturity	20147MJK0	2,000,000.00	COMMBK 2.0M 0.00% Mat.	09/19/2018	0.00	0.00	2,000,000.00	2,000,000.00
09/19/2018	492	GEN	Purchase	3133EJTT7	1,500,000.00	FFCBC 1.5M 2.43% Mat. 04/03/2020	04/03/2020	-1,491,450.00	-16,807.50	0.00	-1,508,257.50
09/20/2018	493	GEN	Purchase	3132X05K3	2,500,000.00	FAMCAC 2.5M 2.98% Mat.	09/20/2021	-2,490,000.00	-2,690.28	0.00	-2,492,690.28
09/21/2018	462	GEN	Interest	3134GBL91	2,250,000.00	FHLMCC 2.3M 1.80% Mat.	09/21/2020	0.00	20,250.00	0.00	20,250.00
<b>Subtotal</b>								<b>-22,835,560.35</b>	<b>172,594.34</b>	<b>19,000,000.00</b>	<b>-3,662,966.01</b>

**Lake Nasworthy**

07/03/2018	482	LAKE	Purchase	313370E38	2,000,000.00	FHLB 2.0M 3.38% Mat. 06/12/2020	06/12/2020	-2,027,964.71	-3,937.50	0.00	-2,031,902.21
------------	-----	------	----------	-----------	--------------	---------------------------------	------------	---------------	-----------	------	---------------

Portfolio SANA  
AP

City of San Angelo, Texas

Cash Reconciliation Report

For the Period July 1, 2018 - September 30, 2018

Trans. Date	Investment #	Fund	Trans. Type	Security ID	Par Value	Security Description	Maturity Date	Purchases	Interest	Redemptions	Cash
<b>Lake Nasworthy</b>											
07/26/2018	413	LAKE	Interest	3135G0M26	1,000,000.00	FNMAC 1.0M 1.00% Mat.	07/26/2019	0.00	5,000.00	0.00	5,000.00
07/27/2018	415	LAKE	Interest	3132X0HW4	500,000.00	FRMAC 0.5M 0.97% Mat.	07/26/2019	0.00	2,425.00	0.00	2,425.00
07/30/2018	435	LAKE	Interest	3130AAM54	2,000,000.00	FHLB 2.0M 1.29% Mat. 01/30/2019	01/30/2019	0.00	12,900.00	0.00	12,900.00
08/23/2018	418	LAKE	Interest	3130A8VQ3	1,000,000.00	FHLBC 1.0M 1.13% Mat. 08/23/2018	08/23/2018	0.00	5,625.00	0.00	5,625.00
08/23/2018	419	LAKE	Interest	3134G93S4	500,000.00	FHLMCC 0.5M 1.30% Mat.	08/23/2019	0.00	3,250.00	0.00	3,250.00
08/23/2018	418	LAKE	Maturity	3130A8VQ3	1,000,000.00	FHLBC 1.0M 1.13% Mat. 08/23/2018	08/23/2018	0.00	0.00	1,000,000.00	1,000,000.00
08/24/2018	489	LAKE	Purchase	3130ADG22	1,000,000.00	FHLBC 1.0M 2.09% Mat. 01/23/2020	01/23/2020	-992,670.00	-1,799.72	0.00	-994,469.72
09/30/2018	424	LAKE	Interest	3134GAJR6	1,000,000.00	FHLMCC 1.0M 1.50% Mat.	09/30/2020	0.00	7,500.00	0.00	7,500.00
<b>Subtotal</b>								<b>-3,020,634.71</b>	<b>30,962.78</b>	<b>1,000,000.00</b>	<b>-1,989,671.93</b>
<b>Total</b>								<b>-25,856,195.06</b>	<b>203,557.12</b>	<b>20,000,000.00</b>	<b>-5,652,637.94</b>



**City of San Angelo, Texas  
Purchases Report  
Sorted by Fund - Fund  
July 1, 2018 - September 30, 2018**

Patterson & Associates  
901 S. MoPac  
Suite 195  
Austin, TX 78746  
-

CUSIP	Investment #	Fund	Sec. Type	Issuer	Original Par Value	Purchase Date	Payment Periods	Principal Purchased	Accrued Interest at Purchase	Rate at Purchase	Maturity Date	YTM	Ending Book Value
<b>General</b>													
3130ADMS8	483	GEN	FAC	FHLBC	5,000,000.00	07/19/2018	08/14 - 02/14	4,961,250.00	Received	2.150	02/14/2020	2.657	4,974,859.76
0347M3L77	484	GEN	ACP	ANGLE	2,000,000.00	08/09/2018	11/07 - At Maturity	1,988,650.00			11/07/2018	2.283	1,995,333.89
16536JL70	486	GEN	ACP	CHESH	2,000,000.00	08/09/2018	11/07 - At Maturity	1,988,650.00			11/07/2018	2.283	1,995,333.89
27873KL75	485	GEN	ACP	EBURY	2,000,000.00	08/09/2018	11/07 - At Maturity	1,988,650.00			11/07/2018	2.283	1,995,333.89
3130ADMS8	488	GEN	FAC	FHLBC	2,000,000.00	08/09/2018	08/14 - 02/14	1,984,266.60	Received	2.150	02/14/2020	2.684	1,988,688.96
56108KL71	487	GEN	ACP	MALAY	2,000,000.00	08/09/2018	11/07 - At Maturity	1,988,450.00			11/07/2018	2.323	1,995,251.67
912828TN0	490	GEN	TRC	TNOTE	2,000,000.00	09/06/2018	02/28 - 08/31	1,971,093.75	331.49	1.000	08/31/2019	2.497	1,973,106.72
3133EFD20	491	GEN	FAC	FFCBC	2,000,000.00	09/13/2018	11/23 - 05/23	1,983,100.00	7,638.89	1.250	05/23/2019	2.484	2,000,000.00
3133EJTT7	492	GEN	FAC	FFCBC	1,500,000.00	09/19/2018	10/03 - 04/03	1,491,450.00	16,807.50	2.430	04/03/2020	2.811	1,491,978.87
3132X05K3	493	GEN	FAC	FAMCAC	2,500,000.00	09/20/2018	03/20 - 09/20	2,490,000.00	2,690.28	2.980	09/20/2021	2.569	2,490,611.11
				<b>Subtotal</b>	<b>23,000,000.00</b>			<b>22,835,560.35</b>	<b>27,468.16</b>				<b>22,900,498.76</b>
<b>Lake Nasworthy</b>													
313370E38	482	LAKE	FAC	FHLB	2,000,000.00	07/03/2018	12/12 - 06/12	2,027,964.71	3,937.50	3.375	06/12/2020	2.631	2,024,444.12
3130ADG22	489	LAKE	FAC	FHLBC	1,000,000.00	08/24/2018	01/23 - 07/23	992,670.00	1,799.72	2.090	01/23/2020	2.621	994,490.20
				<b>Subtotal</b>	<b>3,000,000.00</b>			<b>3,020,634.71</b>	<b>5,737.22</b>				<b>3,018,934.32</b>
				<b>Total Purchases</b>	<b>26,000,000.00</b>			<b>25,856,195.06</b>	<b>33,205.38</b>				<b>25,919,433.08</b>

Received = Accrued Interest at Purchase was received by report ending date.





**City of San Angelo, Texas**  
**Maturity Report**  
**Sorted by Maturity Date**

Patterson & Associates  
 901 S. MoPac  
 Suite 195  
 Austin, TX 78746

Amounts due during July 1, 2018 - September 30, 2018

CUSIP	Investment #	Fund	Sec. Type	Issuer	Par Value	Maturity Date	Purchase Date	Rate at Maturity	Book Value at Maturity	Interest	Maturity Proceeds	Net Income
3136G3XL4	409	GEN	FAC	FNMAC	3,000,000.00	07/20/2018	07/20/2016	0.850	3,000,000.00	12,750.00	3,012,750.00	12,750.00
3134G9Q67	414	GEN	FAC	FHLMCC	2,000,000.00	07/27/2018	07/27/2016	1.050	2,000,000.00	10,500.00	2,010,500.00	10,500.00
16536JH91	475	GEN	ACP	CHESH	2,000,000.00	08/09/2018	05/11/2018		2,000,000.00	0.00	2,000,000.00	0.00
27873KH96	476	GEN	ACP	EBURY	2,000,000.00	08/09/2018	05/11/2018		2,000,000.00	0.00	2,000,000.00	0.00
40588MH91	474	GEN	ACP	HALKIN	2,000,000.00	08/09/2018	05/11/2018		2,000,000.00	0.00	2,000,000.00	0.00
3130A8VQ3	418	LAKE	FAC	FHLBC	1,000,000.00	08/23/2018	08/23/2016	1.125	1,000,000.00	5,625.00	1,005,625.00	5,625.00
62455BJ63	479	GEN	ACP	MOUNT	2,000,000.00	09/06/2018	06/22/2018		2,000,000.00	0.00	2,000,000.00	0.00
3132X0QP9	452	GEN	FAC	FAMCA	2,000,000.00	09/10/2018	06/19/2017	1.250	2,000,000.00	12,500.00	2,012,500.00	12,500.00
3134GAGF5	423	GEN	FAC	FHLMCC	2,000,000.00	09/13/2018	09/13/2016	1.100	2,000,000.00	11,000.00	2,011,000.00	11,000.00
20147MJK0	478	GEN	ACP	COMMBK	2,000,000.00	09/19/2018	06/22/2018		2,000,000.00	0.00	2,000,000.00	0.00
<b>Total Maturities</b>					<b>20,000,000.00</b>				<b>20,000,000.00</b>	<b>52,375.00</b>	<b>20,052,375.00</b>	<b>52,375.00</b>



**City of San Angelo, Texas**  
**Interest Earnings**  
**Sorted by Fund - Fund**  
**July 1, 2018 - September 30, 2018**  
**Yield on Average Book Value**

Patterson & Associates  
 901 S. MoPac  
 Suite 195  
 Austin, TX 78746  
 -

CUSIP	Investment #	Fund	Security Type	Ending Par Value	Beginning Book Value	Average Book Value	Maturity Date	Current Annualized Rate	Yield	Adjusted Interest Earnings		
										Interest Earned	Amortization/ Accretion	Adjusted Interest Earnings
<b>Fund: General</b>												
999999995	102	GEN	RR4	4,639,927.30	17,911,186.08	14,729,470.46		1.830	1.717	63,754.08	0.00	63,754.08
999999910	326	GEN	RR4	42,000,000.00	32,000,000.00	37,108,695.65		1.920	1.857	173,728.28	0.00	173,728.28
3134G9LD7	399	GEN	FAC	2,000,000.00	2,000,000.00	2,000,000.00	05/24/2019	1.250	1.240	6,250.00	0.00	6,250.00
3136G3XL4	409	GEN	FAC	0.00	3,000,000.00	619,565.22	07/20/2018	0.850	0.862	1,345.83	0.00	1,345.83
3136G3D51	412	GEN	FAC	2,000,000.00	2,000,000.00	2,000,000.00	07/26/2019	1.250	1.240	6,250.00	0.00	6,250.00
3134G9Q67	414	GEN	FAC	0.00	2,000,000.00	565,217.39	07/27/2018	1.050	1.065	1,516.67	0.00	1,516.67
3134GAAP9	417	GEN	FAC	2,000,000.00	2,000,000.00	2,000,000.00	11/23/2018	1.000	0.992	5,000.00	0.00	5,000.00
3134GABN3	421	GEN	FAC	3,000,000.00	3,000,000.00	3,000,000.00	08/23/2019	1.300	1.289	9,750.00	0.00	9,750.00
3134GAGF5	423	GEN	FAC	0.00	2,000,000.00	1,608,695.65	09/13/2018	1.100	1.085	4,400.00	0.00	4,400.00
3134GASE5	427	GEN	FAC	2,000,000.00	2,000,000.00	2,000,000.00	10/26/2018	1.050	1.041	5,250.00	0.00	5,250.00
3135G0J95	430	GEN	FAC	2,000,000.00	2,000,000.00	2,000,000.00	10/28/2019	1.350	1.339	6,750.00	0.00	6,750.00
3134GAYE8	431	GEN	FAC	2,000,000.00	2,000,000.00	2,000,000.00	11/28/2018	1.125	1.116	5,625.00	0.00	5,625.00
3132X0NC1	433	GEN	FAC	2,000,000.00	2,000,000.00	2,000,000.00	01/18/2019	1.320	1.309	6,600.00	0.00	6,600.00
3134GA6X7	443	GEN	FAC	4,000,000.00	4,000,000.00	4,000,000.00	03/15/2019	1.400	1.389	14,000.00	0.00	14,000.00
3132X0RZ6	450	GEN	FAC	2,455,000.00	2,454,790.72	2,454,823.89	04/18/2019	1.430	1.429	8,776.62	65.63	8,842.25
3132X0QP9	452	GEN	FAC	0.00	1,999,674.56	1,543,355.53	09/10/2018	1.250	1.315	4,791.67	325.44	5,117.11
313586RC5	453	GEN	FAC	2,500,000.00	2,443,552.05	2,449,158.53	10/09/2019		1.797	0.00	11,092.39	11,092.39
3132X0WK3	458	GEN	FAC	3,000,000.00	2,998,895.53	2,999,018.37	08/20/2019	1.440	1.461	10,800.00	243.04	11,043.04
313379EE5	459	GEN	FAC	2,000,000.00	2,004,505.41	2,003,907.90	06/14/2019	1.625	1.375	8,125.00	-1,182.18	6,942.82
3134GBET5	461	GEN	FAC	1,000,000.00	1,000,000.00	1,000,000.00	04/13/2020	1.800	1.785	4,500.00	0.00	4,500.00
3134GBL91	462	GEN	FAC	2,250,000.00	2,250,000.00	2,250,000.00	09/21/2020	1.800	1.785	10,125.00	0.00	10,125.00
3130ACXD1	464	GEN	FAC	2,000,000.00	1,999,630.00	1,999,743.72	11/29/2018	1.625	1.657	8,125.00	225.00	8,350.00
3133EGKZ7	465	GEN	FAC	2,000,000.00	2,000,000.00	2,000,000.00	07/12/2019	1.020	1.012	5,100.00	0.00	5,100.00
3130A0JR2	467	GEN	FAC	2,250,000.00	2,265,082.02	2,263,767.71	12/13/2019	2.375	1.886	13,359.37	-2,600.35	10,759.02
3132X0C33	468	GEN	FAC	2,750,000.00	2,747,932.68	2,748,108.13	12/27/2019	1.970	2.005	13,543.75	347.12	13,890.87
3130A0JR2	469	GEN	FAC	4,000,000.00	4,016,178.95	4,014,769.05	12/13/2019	2.375	2.071	23,750.00	-2,789.48	20,960.52
3135G0J53	470	GEN	FAC	2,000,000.00	1,985,421.02	1,988,243.08	02/26/2019	1.000	2.112	5,000.00	5,583.44	10,583.44
3133EJKW8	471	GEN	FAC	2,000,000.00	2,000,000.00	2,000,000.00	04/16/2020	2.420	2.400	12,100.00	0.00	12,100.00
313312DM9	472	GEN	AFD	3,000,000.00	2,952,385.00	2,960,677.50	03/25/2019		2.199	0.00	16,406.67	16,406.67
3133EJME6	473	GEN	FAC	3,000,000.00	2,996,574.26	2,996,811.81	04/27/2020	2.500	2.544	18,750.00	470.00	19,220.00

Portfolio SANA  
 AP  
 IE (PRF\_IE) 7.2.0  
 Report Ver. 7.3.6.1

City of San Angelo, Texas  
Interest Earnings  
July 1, 2018 - September 30, 2018

CUSIP	Investment #	Fund	Security Type	Ending Par Value	Beginning Book Value	Average Book Value	Maturity Date	Current Annualized Rate	Yield	Adjusted Interest Earnings		
										Interest Earned	Amortization/ Accretion	Adjusted Interest Earnings
<b>Fund: General</b>												
40588MH91	474	GEN	ACP	0.00	1,994,886.67	846,770.07	08/09/2018		2.396	0.00	5,113.33	5,113.33
16536JH91	475	GEN	ACP	0.00	1,994,886.67	846,770.07	08/09/2018		2.396	0.00	5,113.33	5,113.33
27873KH96	476	GEN	ACP	0.00	1,994,886.67	846,770.07	08/09/2018		2.396	0.00	5,113.33	5,113.33
3133EJRL5	477	GEN	FAC	2,000,000.00	1,997,306.18	1,997,481.24	06/11/2020	2.550	2.601	12,750.00	346.35	13,096.35
20147MJK0	478	GEN	ACP	0.00	1,989,244.44	1,734,512.56	09/19/2018		2.460	0.00	10,755.56	10,755.56
62455BJ63	479	GEN	ACP	0.00	1,991,327.22	1,453,410.85	09/06/2018		2.367	0.00	8,672.78	8,672.78
3133EJNW5	480	GEN	FAC	2,000,000.00	1,997,750.04	1,997,901.90	05/15/2020	2.550	2.592	12,750.00	300.44	13,050.44
3136G4GU1	481	GEN	FAC	5,000,000.00	4,923,689.47	4,977,650.60	11/25/2019	1.400	7.477	17,500.00	76,310.53	93,810.53
3130ADMS8	483	GEN	FAC	5,000,000.00	0.00	3,996,081.12	02/14/2020	2.150	3.486	21,500.00	13,609.76	35,109.76
0347M3L77	484	GEN	ACP	2,000,000.00	0.00	1,147,596.90	11/07/2018		2.311	0.00	6,683.89	6,683.89
27873KL75	485	GEN	ACP	2,000,000.00	0.00	1,147,596.90	11/07/2018		2.311	0.00	6,683.89	6,683.89
16536JL70	486	GEN	ACP	2,000,000.00	0.00	1,147,596.90	11/07/2018		2.311	0.00	6,683.89	6,683.89
56108KL71	487	GEN	ACP	2,000,000.00	0.00	1,147,516.25	11/07/2018		2.352	0.00	6,801.67	6,801.67
3130ADMS8	488	GEN	FAC	2,000,000.00	0.00	1,144,404.28	02/14/2020	2.150	3.686	6,211.11	4,422.36	10,633.47
912828TN0	490	GEN	TRC	2,000,000.00	0.00	535,907.74	08/31/2019	1.000	2.513	1,381.22	2,012.97	3,394.19
3133EFD20	491	GEN	FAC	2,000,000.00	0.00	390,845.11	05/23/2019	1.250	18.424	1,250.00	16,900.00	18,150.00
3133EJTT7	492	GEN	FAC	1,500,000.00	0.00	194,574.32	04/03/2020	2.430	3.556	1,215.00	528.87	1,743.87
3132X05K3	493	GEN	FAC	2,500,000.00	0.00	297,757.25	09/20/2021	2.980	3.847	2,276.39	611.11	2,887.50
<b>Subtotal</b>				<b>135,844,927.30</b>	<b>134,909,785.64</b>	<b>139,155,173.74</b>			<b>2.106</b>	<b>533,899.99</b>	<b>204,850.78</b>	<b>738,750.77</b>
<b>Fund: Lake Nasworthy</b>												
999999996	103	LAKE	RR4	1,244,031.83	3,070,322.08	1,723,624.62		1.830	2.213	9,613.83	0.00	9,613.83
3136G3NA9	397	LAKE	FAC	1,500,000.00	1,500,000.00	1,500,000.00	05/23/2019	1.200	1.190	4,500.00	0.00	4,500.00
3135G0M26	413	LAKE	FAC	1,000,000.00	1,000,000.00	1,000,000.00	07/26/2019	1.000	0.992	2,500.00	0.00	2,500.00
3132X0HW4	415	LAKE	FAC	500,000.00	499,842.36	499,860.99	07/26/2019	0.970	0.992	1,212.50	36.85	1,249.35
3130A8VN0	416	LAKE	FAC	1,000,000.00	1,000,000.00	1,000,000.00	11/17/2023	1.940	1.924	4,850.00	0.00	4,850.00
3130A8VQ3	418	LAKE	FAC	0.00	1,000,000.00	576,086.96	08/23/2018	1.125	1.119	1,625.00	0.00	1,625.00
3134G93S4	419	LAKE	FAC	500,000.00	500,000.00	500,000.00	08/23/2019	1.300	1.289	1,625.00	0.00	1,625.00
3134GAJR6	424	LAKE	FAC	1,000,000.00	1,000,000.00	1,000,000.00	09/30/2020	1.500	1.488	3,750.00	0.00	3,750.00
3134GARV8	428	LAKE	FAC	1,000,000.00	1,000,000.00	1,000,000.00	10/25/2019	1.300	1.289	3,250.00	0.00	3,250.00
3136G4EV1	429	LAKE	FAC	1,000,000.00	1,000,000.00	1,000,000.00	10/28/2021	1.625	1.612	4,062.50	0.00	4,062.50
3130AAM54	435	LAKE	FAC	2,000,000.00	2,000,000.00	2,000,000.00	01/30/2019	1.290	1.279	6,450.00	0.00	6,450.00
3130ACXD1	466	LAKE	FAC	1,000,000.00	999,815.00	999,871.86	11/29/2018	1.625	1.657	4,062.50	112.50	4,175.00
313370E38	482	LAKE	FAC	2,000,000.00	0.00	1,982,138.23	06/12/2020	3.375	2.598	16,500.00	-3,520.59	12,979.41
3130ADG22	489	LAKE	FAC	1,000,000.00	0.00	410,395.52	01/23/2020	2.090	3.836	2,148.06	1,820.20	3,968.26
<b>Subtotal</b>				<b>14,744,031.83</b>	<b>14,569,979.44</b>	<b>15,191,978.18</b>			<b>1.687</b>	<b>66,149.39</b>	<b>-1,551.04</b>	<b>64,598.35</b>

City of San Angelo, Texas  
Interest Earnings  
July 1, 2018 - September 30, 2018

CUSIP	Investment #	Fund	Security Type	Ending Par Value	Beginning Book Value	Average Book Value	Maturity Date	Current Rate	Annualized Yield	Adjusted Interest Earnings		
										Interest Earned	Amortization/ Accretion	Adjusted Interest Earnings
			Total	150,588,959.13	149,479,765.08	154,347,151.92			2.065	600,049.38	203,299.74	803,349.12



**City of San Angelo, Texas  
Accrued Interest  
Sorted by Fund - Fund  
July 1, 2018 - September 30, 2018**

Patterson & Associates  
901 S. MoPac  
Suite 195  
Austin, TX 78746  
-

CUSIP	Investment #	Security Type	Par Value	Maturity Date	Current Rate	* Beginning Accrued Interest	Adjusted Acc'd Int. at Purchase During Period	Interest Earned	Interest Received	* Ending Accrued Interest
<b>General</b>										
3132X0RZ6	450	FAC	2,455,000.00	04/18/2019	1.430	7,118.82	0.00	8,776.62	0.00	15,895.44
3132X0QP9	452	FAC	0.00	09/10/2018	1.250	7,708.33	0.00	4,791.67	12,500.00	0.00
3132X0WK3	458	FAC	3,000,000.00	08/20/2019	1.440	15,720.00	0.00	10,800.00	21,600.00	4,920.00
3132X0C33	468	FAC	2,750,000.00	12/27/2019	1.970	601.94	0.00	13,543.75	0.00	14,145.69
3132X05K3	493	FAC	2,500,000.00	09/20/2021	2.980	0.00	2,690.28	2,276.39	0.00	4,966.67
3133EJME6	473	FAC	3,000,000.00	04/27/2020	2.500	13,333.33	0.00	18,750.00	0.00	32,083.33
3133EJRL5	477	FAC	2,000,000.00	06/11/2020	2.550	2,833.33	0.00	12,750.00	0.00	15,583.33
3133EJNW5	480	FAC	2,000,000.00	05/15/2020	2.550	6,516.67	0.00	12,750.00	0.00	19,266.67
3133EGKZ7	465	FAC	2,000,000.00	07/12/2019	1.020	9,576.67	0.00	5,100.00	10,200.00	4,476.67
3133EJKW8	471	FAC	2,000,000.00	04/16/2020	2.420	10,083.33	0.00	12,100.00	0.00	22,183.33
3133EFD20	491	FAC	2,000,000.00	05/23/2019	1.250	0.00	7,638.89	1,250.00	0.00	8,888.89
3133EJTT7	492	FAC	1,500,000.00	04/03/2020	2.430	0.00	16,807.50	1,215.00	0.00	18,022.50
313379EE5	459	FAC	2,000,000.00	06/14/2019	1.625	1,534.72	0.00	8,125.00	0.00	9,659.72
3130ACXD1	464	FAC	2,000,000.00	11/29/2018	1.625	2,888.89	0.00	8,125.00	0.00	11,013.89
3130A0JR2	467	FAC	2,250,000.00	12/13/2019	2.375	2,671.88	0.00	13,359.37	0.00	16,031.25
3130A0JR2	469	FAC	4,000,000.00	12/13/2019	2.375	4,750.00	0.00	23,750.00	0.00	28,500.00
3130ADMS8	483	FAC	5,000,000.00	02/14/2020	2.150	0.00	46,284.72	21,500.00	53,750.00	14,034.72
3130ADMS8	488	FAC	2,000,000.00	02/14/2020	2.150	0.00	20,902.78	6,211.11	21,500.00	5,613.89
3134G9LD7	399	FAC	2,000,000.00	05/24/2019	1.250	2,569.44	0.00	6,250.00	0.00	8,819.44
3134G9Q67	414	FAC	0.00	07/27/2018	1.050	8,983.33	0.00	1,516.67	10,500.00	0.00
3134GAAP9	417	FAC	2,000,000.00	11/23/2018	1.000	7,111.11	0.00	5,000.00	10,000.00	2,111.11
3134GABN3	421	FAC	3,000,000.00	08/23/2019	1.300	13,866.67	0.00	9,750.00	19,500.00	4,116.67
3134GAGF5	423	FAC	0.00	09/13/2018	1.100	6,600.00	0.00	4,400.00	11,000.00	0.00
3134GASE5	427	FAC	2,000,000.00	10/26/2018	1.050	3,791.67	0.00	5,250.00	0.00	9,041.67
3134GAYE8	431	FAC	2,000,000.00	11/28/2018	1.125	2,062.50	0.00	5,625.00	0.00	7,687.50
3134GA6X7	443	FAC	4,000,000.00	03/15/2019	1.400	16,488.89	0.00	14,000.00	28,000.00	2,488.89
3134GBET5	461	FAC	1,000,000.00	04/13/2020	1.800	3,900.00	0.00	4,500.00	0.00	8,400.00
3134GBL91	462	FAC	2,250,000.00	09/21/2020	1.800	11,250.00	0.00	10,125.00	20,250.00	1,125.00
3135G0J53	470	FAC	2,000,000.00	02/26/2019	1.000	6,944.44	0.00	5,000.00	10,000.00	1,944.44
3136G3XL4	409	FAC	0.00	07/20/2018	0.850	11,404.17	0.00	1,345.83	12,750.00	0.00
3136G3D51	412	FAC	2,000,000.00	07/26/2019	1.250	10,763.89	0.00	6,250.00	12,500.00	4,513.89
3135G0J95	430	FAC	2,000,000.00	10/28/2019	1.350	4,725.00	0.00	6,750.00	0.00	11,475.00
3136G4GU1	481	FAC	5,000,000.00	11/25/2019	1.400	7,000.00	0.00	17,500.00	0.00	24,500.00
3132X0NC1	433	FAC	2,000,000.00	01/18/2019	1.320	11,953.33	0.00	6,600.00	13,200.00	5,353.33
912828TN0	490	TRC	2,000,000.00	08/31/2019	1.000	0.00	331.49	1,381.22	0.00	1,712.71

\* Beginning Accrued may not include investments that redeemed in the previous month that had outstanding accrued interest. Ending Accrued includes outstanding purchase interest.

City of San Angelo, Texas  
Accrued Interest  
Sorted by Fund - Fund

CUSIP	Investment #	Security Type	Par Value	Maturity Date	Current Rate	* Beginning Accrued Interest	Adjusted Acc'd Int. at Purchase During Period	Interest Earned	Interest Received	* Ending Accrued Interest
<b>General</b>										
999999995	102	RR4	4,639,927.30		1.830	0.00	0.00	63,754.08	63,754.08	0.00
9999999910	326	RR4	42,000,000.00		1.920	0.00	0.00	173,728.28	173,728.28	0.00
		<b>Subtotal</b>	<b>122,344,927.30</b>			<b>214,752.35</b>	<b>94,655.66</b>	<b>533,899.99</b>	<b>504,732.36</b>	<b>338,575.64</b>
<b>Lake Nasworthy</b>										
3130AAM54	435	FAC	2,000,000.00	01/30/2019	1.290	10,821.67	0.00	6,450.00	12,900.00	4,371.67
3130ACXD1	466	FAC	1,000,000.00	11/29/2018	1.625	1,444.44	0.00	4,062.50	0.00	5,506.94
313370E38	482	FAC	2,000,000.00	06/12/2020	3.375	0.00	3,937.50	16,500.00	0.00	20,437.50
3130A8VN0	416	FAC	1,000,000.00	11/17/2023	1.940	2,371.11	0.00	4,850.00	0.00	7,221.11
3130A8VQ3	418	FAC	0.00	08/23/2018	1.125	4,000.00	0.00	1,625.00	5,625.00	0.00
3130ADG22	489	FAC	1,000,000.00	01/23/2020	2.090	0.00	1,799.72	2,148.06	0.00	3,947.78
3134G93S4	419	FAC	500,000.00	08/23/2019	1.300	2,311.11	0.00	1,625.00	3,250.00	686.11
3134GAJR6	424	FAC	1,000,000.00	09/30/2020	1.500	3,791.67	0.00	3,750.00	7,500.00	41.67
3134GARV8	428	FAC	1,000,000.00	10/25/2019	1.300	2,383.33	0.00	3,250.00	0.00	5,633.33
3136G3NA9	397	FAC	1,500,000.00	05/23/2019	1.200	1,900.00	0.00	4,500.00	0.00	6,400.00
3135G0M26	413	FAC	1,000,000.00	07/26/2019	1.000	4,305.56	0.00	2,500.00	5,000.00	1,805.56
3136G4EV1	429	FAC	1,000,000.00	10/28/2021	1.625	2,843.75	0.00	4,062.50	0.00	6,906.25
3132X0HW4	415	FAC	500,000.00	07/26/2019	0.970	2,074.72	0.00	1,212.50	2,425.00	862.22
999999996	103	RR4	1,244,031.83		1.830	0.00	0.00	9,613.83	9,613.83	0.00
		<b>Subtotal</b>	<b>14,744,031.83</b>			<b>38,247.36</b>	<b>5,737.22</b>	<b>66,149.39</b>	<b>46,313.83</b>	<b>63,820.14</b>
		<b>Total</b>	<b>137,088,959.13</b>			<b>252,999.71</b>	<b>100,392.88</b>	<b>600,049.38</b>	<b>551,046.19</b>	<b>402,395.78</b>

\* Beginning Accrued may not include investments that redeemed in the previous month that had outstanding accrued interest. Ending Accrued includes outstanding purchase interest.



**City of San Angelo, Texas  
Amortization Schedule  
July 1, 2018 - September 30, 2018  
Sorted By Fund - Fund**

Patterson & Associates  
901 S. MoPac  
Suite 195  
Austin, TX 78746  
-

Investment #	Maturity Date	Beginning Par Value				Amounts Amortized				
Issuer	Fund	Amort. Date	Current Rate	Purchase Principal	Original Premium or Discount	Ending Book Value	And Unamortized As of 07/01/2018	Amount Amortized This Period	Amt Amortized Through 09/30/2018	Amount Unamortized Through 09/30/2018
<b>General</b>										
484	GEN	11/07/2018	2,000,000.00	1,988,650.00	-11,350.00	1,995,333.89	0.00	6,683.89	6,683.89	-4,666.11
Anglesea Funding CP										
475	GEN	08/09/2018	2,000,000.00	1,988,200.00	-11,800.00	0.00	6,686.67	5,113.33	11,800.00	0.00
Chesham Finance CP										
486	GEN	11/07/2018	2,000,000.00	1,988,650.00	-11,350.00	1,995,333.89	0.00	6,683.89	6,683.89	-4,666.11
Chesham Finance CP										
478	GEN	09/19/2018	2,000,000.00	1,988,034.44	-11,965.56	0.00	1,210.00	10,755.56	11,965.56	0.00
Commercial Bank PSQC CP										
476	GEN	08/09/2018	2,000,000.00	1,988,200.00	-11,800.00	0.00	6,686.67	5,113.33	11,800.00	0.00
Ebury Finance CP										
485	GEN	11/07/2018	2,000,000.00	1,988,650.00	-11,350.00	1,995,333.89	0.00	6,683.89	6,683.89	-4,666.11
Ebury Finance CP										
450	GEN	04/18/2019	2,455,000.00	2,454,484.45	-515.55	2,454,856.35	306.27	65.63	371.90	-143.65
FRMAC Note										
452	GEN	09/10/2018	2,000,000.00	1,997,920.00	-2,080.00	0.00	1,754.56	325.44	2,080.00	0.00
FRMAC Note										
458	GEN	08/20/2019	3,000,000.00	2,998,080.00	-1,920.00	2,999,138.57	815.53	243.04	1,058.57	-861.43
FRMAC Note										
468	GEN	12/27/2019	2,750,000.00	2,747,250.00	-2,750.00	2,748,279.80	682.68	347.12	1,029.80	-1,720.20
FRMAC Note										
493	GEN	09/20/2021	2,500,000.00	2,490,000.00	-10,000.00	2,490,611.11	0.00	611.11	611.11	-9,388.89
FRMAC Call Note										
472	GEN	03/25/2019	3,000,000.00	2,939,366.67	-60,633.33	2,968,791.67	13,018.33	16,406.67	29,425.00	-31,208.33
FFCB DN										
473	GEN	04/27/2020	3,000,000.00	2,996,302.71	-3,697.29	2,997,044.26	271.55	470.00	741.55	-2,955.74
FFCB Note										
477	GEN	06/11/2020	2,000,000.00	1,997,260.00	-2,740.00	1,997,652.53	46.18	346.35	392.53	-2,347.47
FFCB Note										
480	GEN	05/15/2020	2,000,000.00	1,997,720.00	-2,280.00	1,998,050.48	30.04	300.44	330.48	-1,949.52
FFCB Note										
465	GEN	07/12/2019	2,000,000.00	1,974,720.00	-25,280.00	2,000,000.00	25,280.00	0.00	25,280.00	0.00
FFCB Call Note										
471	GEN	04/16/2020	2,000,000.00	1,999,500.00	-500.00	2,000,000.00	500.00	0.00	500.00	0.00
FFCB Call Note										

**City of San Angelo, Texas**  
**Amortization Schedule**  
**July 1, 2018 - September 30, 2018**

Investment #	Maturity Date	Beginning Par Value				Amounts Amortized				
Issuer	Fund	Amort. Date	Current Rate	Purchase Principal	Original Premium or Discount	Ending Book Value	And Unamortized As of 07/01/2018	Amount Amortized This Period	Amt Amortized Through 09/30/2018	Amount Unamortized Through 09/30/2018
<b>General</b>										
491	GEN	05/23/2019	2,000,000.00	1,983,100.00	-16,900.00	2,000,000.00	0.00	16,900.00	16,900.00	0.00
FFCB Call Note		09/19/2018	1.250				-16,900.00			
492	GEN	04/03/2020	1,500,000.00	1,491,450.00	-8,550.00	1,491,978.87	0.00	528.87	528.87	-8,021.13
FFCB Call Note		04/03/2019	2.430				-8,550.00			
459	GEN	06/14/2019	2,000,000.00	2,008,446.00	8,446.00	2,003,323.23	-3,940.59	-1,182.18	-5,122.77	3,323.23
FHLB Note			1.625				4,505.41			
464	GEN	11/29/2018	2,000,000.00	1,999,100.00	-900.00	1,999,855.00	530.00	225.00	755.00	-145.00
FHLB Note			1.625				-370.00			
467	GEN	12/13/2019	2,250,000.00	2,270,745.00	20,745.00	2,262,481.67	-5,662.98	-2,600.35	-8,263.33	12,481.67
FHLB Note			2.375				15,082.02			
469	GEN	12/13/2019	4,000,000.00	4,021,200.00	21,200.00	4,013,389.47	-5,021.05	-2,789.48	-7,810.53	13,389.47
FHLB Note			2.375				16,178.95			
483	GEN	02/14/2020	5,000,000.00	4,961,250.00	-38,750.00	4,974,859.76	0.00	13,609.76	13,609.76	-25,140.24
FHLB Call Note		02/14/2019	2.150				-38,750.00			
488	GEN	02/14/2020	2,000,000.00	1,984,266.60	-15,733.40	1,988,688.96	0.00	4,422.36	4,422.36	-11,311.04
FHLB Call Note		02/14/2019	2.150				-15,733.40			
414	GEN	07/27/2018	2,000,000.00	1,999,400.00	-600.00	0.00	600.00	0.00	600.00	0.00
FHLMC Call Note		10/27/2016	1.050				0.00			
421	GEN	08/23/2019	3,000,000.00	3,002,400.00	2,400.00	3,000,000.00	-2,400.00	0.00	-2,400.00	0.00
FHLMC Call Note		02/23/2017	1.300				0.00			
461	GEN	04/13/2020	1,000,000.00	1,000,440.00	440.00	1,000,000.00	-440.00	0.00	-440.00	0.00
FHLMC Call Note		10/13/2017	1.800				0.00			
453	GEN	10/09/2019	2,500,000.00	2,397,950.00	-102,050.00	2,454,644.44	45,602.05	11,092.39	56,694.44	-45,355.56
FNMA Note							-56,447.95			
470	GEN	02/26/2019	2,000,000.00	1,980,520.00	-19,480.00	1,991,004.46	4,901.02	5,583.44	10,484.46	-8,995.54
FNMA Note			1.000				-14,578.98			
430	GEN	10/28/2019	2,000,000.00	1,999,500.00	-500.00	2,000,000.00	500.00	0.00	500.00	0.00
FNMA Call Note		01/28/2017	1.350				0.00			
481	GEN	11/25/2019	5,000,000.00	4,919,450.00	-80,550.00	5,000,000.00	4,239.47	76,310.53	80,550.00	0.00
FNMA Call Note		08/25/2018	1.400				-76,310.53			
474	GEN	08/09/2018	2,000,000.00	1,988,200.00	-11,800.00	0.00	6,686.67	5,113.33	11,800.00	0.00
Halkin Finance CP							-5,113.33			
487	GEN	11/07/2018	2,000,000.00	1,988,450.00	-11,550.00	1,995,251.67	0.00	6,801.67	6,801.67	-4,748.33
Malayan Bank CP							-11,550.00			
479	GEN	09/06/2018	2,000,000.00	1,990,162.22	-9,837.78	0.00	1,165.00	8,672.78	9,837.78	0.00
Mountcliff Funding CP							-8,672.78			
490	GEN	08/31/2019	2,000,000.00	1,971,093.75	-28,906.25	1,973,106.72	0.00	2,012.97	2,012.97	-26,893.28
T Note			1.000				-28,906.25			



**City of San Angelo, Texas**  
**Amortization Schedule**  
**July 1, 2018 - September 30, 2018**

Investment #	Maturity Date	Beginning Par Value				Amounts Amortized					
Issuer	Fund	Amort. Date	Current Rate	Purchase Principal	Original Premium or Discount	Ending Book Value	And Unamortized As of 07/01/2018	Amount Amortized This Period	Amt Amortized Through 09/30/2018	Amount Unamortized Through 09/30/2018	
<b>Subtotal</b>				<b>84,480,111.84</b>	<b>-474,888.16</b>	<b>70,789,010.69</b>	<b>104,048.07</b>	<b>204,850.78</b>	<b>308,898.85</b>	<b>-165,989.31</b>	
							<b>-370,840.09</b>				
<b>Lake Nasworthy</b>											
466	LAKE	11/29/2018	1,000,000.00	999,550.00	-450.00	999,927.50	265.00	112.50	377.50	-72.50	
FHLB Note			1.625				-185.00				
482	LAKE	06/12/2020	2,000,000.00	2,027,964.71	27,964.71	2,024,444.12	0.00	-3,520.59	-3,520.59	24,444.12	
FHLB Note			3.375				27,964.71				
489	LAKE	01/23/2020	1,000,000.00	992,670.00	-7,330.00	994,490.20	0.00	1,820.20	1,820.20	-5,509.80	
FHLB Call Note		01/23/2019	2.090				-7,330.00				
429	LAKE	10/28/2021	1,000,000.00	999,500.00	-500.00	1,000,000.00	500.00	0.00	500.00	0.00	
FNMA Call Note		04/28/2017	1.625				0.00				
415	LAKE	07/26/2019	500,000.00	499,558.21	-441.79	499,879.21	284.15	36.85	321.00	-120.79	
FAMCA Note			0.970				-157.64				
<b>Subtotal</b>				<b>5,519,242.92</b>	<b>19,242.92</b>	<b>5,518,741.03</b>	<b>1,049.15</b>	<b>-1,551.04</b>	<b>-501.89</b>	<b>18,741.03</b>	
							<b>20,292.07</b>				
<b>Total</b>				<b>89,999,354.76</b>	<b>-455,645.24</b>	<b>76,307,751.72</b>	<b>105,097.22</b>	<b>203,299.74</b>	<b>308,396.96</b>	<b>-147,248.28</b>	
							<b>-350,548.02</b>				



**City of San Angelo, Texas**  
**Projected Cashflow Report**  
**Sorted by Monthly**  
**For the Period October 1, 2018 - April 30, 2019**

Patterson & Associates  
 901 S. MoPac  
 Suite 195  
 Austin, TX 78746  
 -

Projected Trans. Date	Investment #	Fund	Security ID	Transaction Type	Issuer	Par Value	Original Cost	Principal	Interest	Total
<b>October 2018</b>										
10/03/2018	492	GEN	3133EJTT7	Interest	FFCB Call Note	0.00	0.00	0.00	18,225.00	18,225.00
10/09/2018	453	GEN	313586RC5	Interest	FNMA Note	0.00	0.00	0.00	0.00	0.00
10/13/2018	461	GEN	3134GBET5	Interest	FHLMC Call Note	0.00	0.00	0.00	9,000.00	9,000.00
10/13/2018	461	GEN	3134GBET5	Call	FHLMC Call Note	1,000,000.00	1,000,440.00	1,000,000.00	0.00	1,000,000.00
10/16/2018	471	GEN	3133EJKW8	Interest	FFCB Call Note	0.00	0.00	0.00	24,200.00	24,200.00
10/16/2018	471	GEN	3133EJKW8	Call	FFCB Call Note	2,000,000.00	1,999,500.00	2,000,000.00	0.00	2,000,000.00
10/18/2018	450	GEN	3132X0RZ6	Interest	FRMAC Note	0.00	0.00	0.00	17,553.25	17,553.25
10/25/2018	428	LAKE	3134GARV8	Interest	FHLMC Call Note	0.00	0.00	0.00	6,500.00	6,500.00
10/25/2018	428	LAKE	3134GARV8	Call	FHLMC Call Note	1,000,000.00	1,000,000.00	1,000,000.00	0.00	1,000,000.00
10/26/2018	412	GEN	3136G3D51	Call	FNMA Call Note	2,000,000.00	2,000,000.00	2,000,000.00	0.00	2,000,000.00
10/26/2018	427	GEN	3134GASE5	Maturity	FHLMC Call Note	2,000,000.00	2,000,000.00	2,000,000.00	10,500.00	2,010,500.00
10/27/2018	473	GEN	3133EJME6	Interest	FFCB Note	0.00	0.00	0.00	37,500.00	37,500.00
10/28/2018	429	LAKE	3136G4EV1	Interest	FNMA Call Note	0.00	0.00	0.00	8,125.00	8,125.00
10/28/2018	429	LAKE	3136G4EV1	Call	FNMA Call Note	1,000,000.00	999,500.00	1,000,000.00	0.00	1,000,000.00
10/28/2018	430	GEN	3135G0J95	Interest	FNMA Call Note	0.00	0.00	0.00	13,500.00	13,500.00
10/28/2018	430	GEN	3135G0J95	Call	FNMA Call Note	2,000,000.00	1,999,500.00	2,000,000.00	0.00	2,000,000.00
<b>Total for October 2018</b>						<b>11,000,000.00</b>	<b>10,998,940.00</b>	<b>11,000,000.00</b>	<b>145,103.25</b>	<b>11,145,103.25</b>
<b>November 2018</b>										
11/07/2018	484	GEN	0347M3L77	Maturity	Anglesea Funding CP	2,000,000.00	1,988,650.00	2,000,000.00	0.00	2,000,000.00
11/07/2018	485	GEN	27873KL75	Maturity	Ebury Finance CP	2,000,000.00	1,988,650.00	2,000,000.00	0.00	2,000,000.00
11/07/2018	486	GEN	16536JL70	Maturity	Chesham Finance CP	2,000,000.00	1,988,650.00	2,000,000.00	0.00	2,000,000.00
11/07/2018	487	GEN	56108KL71	Maturity	Malayan Bank CP	2,000,000.00	1,988,450.00	2,000,000.00	0.00	2,000,000.00
11/15/2018	480	GEN	3133EJNW5	Interest	FFCB Note	0.00	0.00	0.00	25,500.00	25,500.00
11/17/2018	416	LAKE	3130A8VN0	Interest	FHLB Call Note	0.00	0.00	0.00	9,700.00	9,700.00
11/23/2018	397	LAKE	3136G3NA9	Interest	FNMA Call Note	0.00	0.00	0.00	9,000.00	9,000.00
11/23/2018	397	LAKE	3136G3NA9	Call	FNMA Call Note	1,500,000.00	1,500,000.00	1,500,000.00	0.00	1,500,000.00
11/23/2018	417	GEN	3134GAAP9	Maturity	FHLMC Call Note	2,000,000.00	2,000,000.00	2,000,000.00	5,000.00	2,005,000.00
11/23/2018	419	LAKE	3134G93S4	Call	FHLMC Call Note	500,000.00	500,000.00	500,000.00	0.00	500,000.00
11/23/2018	421	GEN	3134GABN3	Call	FHLMC Call Note	3,000,000.00	3,002,400.00	3,000,000.00	0.00	3,000,000.00
11/23/2018	491	GEN	3133EFD20	Interest	FFCB Call Note	0.00	0.00	0.00	12,500.00	12,500.00
11/24/2018	399	GEN	3134G9LD7	Interest	FHLMC Call Note	0.00	0.00	0.00	12,500.00	12,500.00

**City of San Angelo, Texas**  
**Projected Cashflow Report**  
**For the Period October 1, 2018 - April 30, 2019**

Projected Trans. Date	Investment #	Fund	Security ID	Transaction Type	Issuer	Par Value	Original Cost	Principal	Interest	Total
<b>November 2018</b>										
11/24/2018	399	GEN	3134G9LD7	Call	FHLMC Call Note	2,000,000.00	2,000,000.00	2,000,000.00	0.00	2,000,000.00
11/25/2018	481	GEN	3136G4GU1	Interest	FNMA Call Note	0.00	0.00	0.00	35,000.00	35,000.00
11/25/2018	481	GEN	3136G4GU1	Call	FNMA Call Note	5,000,000.00	4,919,450.00	5,000,000.00	0.00	5,000,000.00
11/28/2018	431	GEN	3134GAYE8	Maturity	FHLMC Call Note	2,000,000.00	2,000,000.00	2,000,000.00	11,250.00	2,011,250.00
11/29/2018	464	GEN	3130ACXD1	Maturity	FHLB Note	2,000,000.00	1,999,100.00	2,000,000.00	16,250.00	2,016,250.00
11/29/2018	466	LAKE	3130ACXD1	Maturity	FHLB Note	1,000,000.00	999,550.00	1,000,000.00	8,125.00	1,008,125.00
<b>Total for November 2018</b>						<b>27,000,000.00</b>	<b>26,874,900.00</b>	<b>27,000,000.00</b>	<b>144,825.00</b>	<b>27,144,825.00</b>
<b>December 2018</b>										
12/11/2018	477	GEN	3133EJRL5	Interest	FFCB Note	0.00	0.00	0.00	25,500.00	25,500.00
12/12/2018	482	LAKE	313370E38	Interest	FHLB Note	0.00	0.00	0.00	33,750.00	33,750.00
12/13/2018	467	GEN	3130A0JR2	Interest	FHLB Note	0.00	0.00	0.00	26,718.75	26,718.75
12/13/2018	469	GEN	3130A0JR2	Interest	FHLB Note	0.00	0.00	0.00	47,500.00	47,500.00
12/14/2018	459	GEN	313379EE5	Interest	FHLB Note	0.00	0.00	0.00	16,250.00	16,250.00
12/15/2018	443	GEN	3134GA6X7	Call	FHLMC Call Note	4,000,000.00	4,000,000.00	4,000,000.00	0.00	4,000,000.00
12/21/2018	462	GEN	3134GBL91	Call	FHLMC Call Note	2,250,000.00	2,250,000.00	2,250,000.00	0.00	2,250,000.00
12/27/2018	468	GEN	3132X0C33	Interest	FRMAC Note	0.00	0.00	0.00	27,087.50	27,087.50
12/30/2018	424	LAKE	3134GAJR6	Call	FHLMC Call Note	1,000,000.00	1,000,000.00	1,000,000.00	0.00	1,000,000.00
<b>Total for December 2018</b>						<b>7,250,000.00</b>	<b>7,250,000.00</b>	<b>7,250,000.00</b>	<b>176,806.25</b>	<b>7,426,806.25</b>
<b>January 2019</b>										
01/12/2019	465	GEN	3133EGKZ7	Interest	FFCB Call Note	0.00	0.00	0.00	10,200.00	10,200.00
01/18/2019	433	GEN	3132X0NC1	Maturity	FAMCA Note	2,000,000.00	2,000,000.00	2,000,000.00	13,200.00	2,013,200.00
01/23/2019	489	LAKE	3130ADG22	Interest	FHLB Call Note	0.00	0.00	0.00	10,450.00	10,450.00
01/23/2019	489	LAKE	3130ADG22	Call	FHLB Call Note	1,000,000.00	992,670.00	1,000,000.00	0.00	1,000,000.00
01/26/2019	412	GEN	3136G3D51	Interest	FNMA Call Note	0.00	0.00	0.00	12,500.00	12,500.00
01/26/2019	413	LAKE	3135G0M26	Interest	FNMA Call Note	0.00	0.00	0.00	5,000.00	5,000.00
01/27/2019	415	LAKE	3132X0HW4	Interest	FAMCA Note	0.00	0.00	0.00	2,425.00	2,425.00
01/30/2019	435	LAKE	3130AAM54	Maturity	FHLB Note	2,000,000.00	2,000,000.00	2,000,000.00	12,900.00	2,012,900.00
<b>Total for January 2019</b>						<b>5,000,000.00</b>	<b>4,992,670.00</b>	<b>5,000,000.00</b>	<b>66,675.00</b>	<b>5,066,675.00</b>
<b>February 2019</b>										
02/14/2019	483	GEN	3130ADMS8	Interest	FHLB Call Note	0.00	0.00	0.00	53,750.00	53,750.00
02/14/2019	483	GEN	3130ADMS8	Call	FHLB Call Note	5,000,000.00	4,961,250.00	5,000,000.00	0.00	5,000,000.00
02/14/2019	488	GEN	3130ADMS8	Interest	FHLB Call Note	0.00	0.00	0.00	21,500.00	21,500.00
02/14/2019	488	GEN	3130ADMS8	Call	FHLB Call Note	2,000,000.00	1,984,266.60	2,000,000.00	0.00	2,000,000.00
02/20/2019	458	GEN	3132X0WK3	Interest	FRMAC Note	0.00	0.00	0.00	21,600.00	21,600.00
02/23/2019	419	LAKE	3134G93S4	Interest	FHLMC Call Note	0.00	0.00	0.00	3,250.00	3,250.00

**City of San Angelo, Texas**  
**Projected Cashflow Report**  
**For the Period October 1, 2018 - April 30, 2019**

Projected Trans. Date	Investment #	Fund	Security ID	Transaction Type	Issuer	Par Value	Original Cost	Principal	Interest	Total
<b>February 2019</b>										
02/23/2019	421	GEN	3134GABN3	Interest	FHLMC Call Note	0.00	0.00	0.00	19,500.00	19,500.00
02/26/2019	470	GEN	3135G0J53	Maturity	FNMA Note	2,000,000.00	1,980,520.00	2,000,000.00	10,000.00	2,010,000.00
02/28/2019	490	GEN	912828TN0	Interest	T Note	0.00	0.00	0.00	10,000.00	10,000.00
<b>Total for February 2019</b>						<b>9,000,000.00</b>	<b>8,926,036.60</b>	<b>9,000,000.00</b>	<b>139,600.00</b>	<b>9,139,600.00</b>
<b>March 2019</b>										
03/15/2019	443	GEN	3134GA6X7	Maturity	FHLMC Call Note	4,000,000.00	4,000,000.00	4,000,000.00	28,000.00	4,028,000.00
03/20/2019	493	GEN	3132X05K3	Interest	FRMAC Call Note	0.00	0.00	0.00	39,940.28	39,940.28
03/20/2019	493	GEN	3132X05K3	Call	FRMAC Call Note	2,500,000.00	2,490,000.00	2,500,000.00	0.00	2,500,000.00
03/21/2019	462	GEN	3134GBL91	Interest	FHLMC Call Note	0.00	0.00	0.00	20,250.00	20,250.00
03/25/2019	472	GEN	313312DM9	Maturity	FFCB DN	3,000,000.00	2,939,366.67	3,000,000.00	0.00	3,000,000.00
03/30/2019	424	LAKE	3134GAJR6	Interest	FHLMC Call Note	0.00	0.00	0.00	7,500.00	7,500.00
<b>Total for March 2019</b>						<b>9,500,000.00</b>	<b>9,429,366.67</b>	<b>9,500,000.00</b>	<b>95,690.28</b>	<b>9,595,690.28</b>
<b>April 2019</b>										
04/03/2019	492	GEN	3133EJJT7	Interest	FFCB Call Note	0.00	0.00	0.00	18,225.00	18,225.00
04/03/2019	492	GEN	3133EJJT7	Call	FFCB Call Note	1,500,000.00	1,491,450.00	1,500,000.00	0.00	1,500,000.00
04/09/2019	453	GEN	313586RC5	Interest	FNMA Note	0.00	0.00	0.00	0.00	0.00
04/13/2019	461	GEN	3134GBET5	Interest	FHLMC Call Note	0.00	0.00	0.00	9,000.00	9,000.00
04/16/2019	471	GEN	3133EJKW8	Interest	FFCB Call Note	0.00	0.00	0.00	24,200.00	24,200.00
04/18/2019	450	GEN	3132X0RZ6	Maturity	FRMAC Note	2,455,000.00	2,454,484.45	2,455,000.00	17,553.25	2,472,553.25
04/25/2019	428	LAKE	3134GARV8	Interest	FHLMC Call Note	0.00	0.00	0.00	6,500.00	6,500.00
04/27/2019	473	GEN	3133EJME6	Interest	FFCB Note	0.00	0.00	0.00	37,500.00	37,500.00
04/28/2019	429	LAKE	3136G4EV1	Interest	FNMA Call Note	0.00	0.00	0.00	8,125.00	8,125.00
04/28/2019	430	GEN	3135G0J95	Interest	FNMA Call Note	0.00	0.00	0.00	13,500.00	13,500.00
<b>Total for April 2019</b>						<b>3,955,000.00</b>	<b>3,945,934.45</b>	<b>3,955,000.00</b>	<b>134,603.25</b>	<b>4,089,603.25</b>
<b>GRAND TOTALS:</b>						<b>72,705,000.00</b>	<b>72,417,847.72</b>	<b>72,705,000.00</b>	<b>903,303.03</b>	<b>73,608,303.03</b>



**City of San Angelo, Texas**  
**Texas Compliance Change in Val Report**  
**Sorted by Fund**  
**July 1, 2018 - September 30, 2018**

Patterson & Associates  
 901 S. MoPac  
 Suite 195  
 Austin, TX 78746  
 -

Inv #	Issuer	Fund	Purch Date	Interest Accrual	Beginning Book Value				Ending Book Value
Cusip	Par Value	YTM	Mat Date	Interest Received	Beginning Market Value	Purchases/ Additions	Redemptions	Change in Value	Ending Market Value
<b>Fund: General</b>									
102	FFB	GEN	07/01/2007	63,754.08	17,911,186.08	4,912,190.81	18,183,449.59	-13,271,258.78	4,639,927.30
999999995	4,639,927.30	1.830	/ /	63,754.08	17,911,186.08	4,912,190.81	18,183,449.59	-13,271,258.78	4,639,927.30
326	MM	GEN	09/04/2014	173,728.28	32,000,000.00	10,173,728.28	173,728.28	10,000,000.00	42,000,000.00
9999999910	42,000,000.00	1.920	/ /	173,728.28	32,000,000.00	10,173,728.28	173,728.28	10,000,000.00	42,000,000.00
399	FHLMCC	GEN	05/24/2016	6,250.00	2,000,000.00	0.00	0.00	0.00	2,000,000.00
3134G9LD7	2,000,000.00	1.250	05/24/2019	0.00	1,979,316.00	0.00	0.00	3,890.00	1,983,206.00
409	FNMAC	GEN	07/20/2016	1,345.83	3,000,000.00	0.00	3,000,000.00	-3,000,000.00	0.00
3136G3XL4	0.00	0.850	07/20/2018	12,750.00	2,998,434.00	0.00	3,000,000.00	-2,998,434.00	0.00
412	FNMAC	GEN	07/26/2016	6,250.00	2,000,000.00	0.00	0.00	0.00	2,000,000.00
3136G3D51	2,000,000.00	1.250	07/26/2019	12,500.00	1,975,196.00	0.00	0.00	3,410.00	1,978,606.00
414	FHLMCC	GEN	07/27/2016	1,516.67	2,000,000.00	0.00	2,000,000.00	-2,000,000.00	0.00
3134G9Q67	0.00	1.065	07/27/2018	10,500.00	1,998,836.00	0.00	2,000,000.00	-1,998,836.00	0.00
417	FHLMCC	GEN	08/23/2016	5,000.00	2,000,000.00	0.00	0.00	0.00	2,000,000.00
3134GAAP9	2,000,000.00	1.000	11/23/2018	10,000.00	1,991,704.00	0.00	0.00	4,786.00	1,996,490.00
421	FHLMCC	GEN	08/26/2016	9,750.00	3,000,000.00	0.00	0.00	0.00	3,000,000.00
3134GABN3	3,000,000.00	1.272	08/23/2019	19,500.00	2,961,339.00	0.00	0.00	3,117.00	2,964,456.00
423	FHLMCC	GEN	09/13/2016	4,400.00	2,000,000.00	0.00	2,000,000.00	-2,000,000.00	0.00
3134GAGF5	0.00	1.100	09/13/2018	11,000.00	1,996,258.00	0.00	2,000,000.00	-1,996,258.00	0.00
427	FHLMCC	GEN	10/28/2016	5,250.00	2,000,000.00	0.00	0.00	0.00	2,000,000.00
3134GASE5	2,000,000.00	1.050	10/26/2018	0.00	1,993,234.00	0.00	0.00	5,190.00	1,998,424.00
430	FNMAC	GEN	11/15/2016	6,750.00	2,000,000.00	0.00	0.00	0.00	2,000,000.00
3135G0J95	2,000,000.00	1.358	10/28/2019	0.00	1,966,830.00	0.00	0.00	2,920.00	1,969,750.00

Portfolio SANA

**City of San Angelo, Texas**  
**Texas Compliance Change in Val Report**  
**July 1, 2018 - September 30, 2018**

Inv #	Issuer	Fund	Purch Date	Interest Accrual	Beginning Book Value				Ending Book Value
Cusip	Par Value	YTM	Mat Date	Interest Received	Beginning Market Value	Purchases/ Additions	Redemptions	Change in Value	Ending Market Value
431	FHLMCC	GEN	11/28/2016	5,625.00	2,000,000.00	0.00	0.00	0.00	2,000,000.00
3134GAYE8	2,000,000.00	1.125	11/28/2018	0.00	1,992,398.00	0.00	0.00	4,110.00	1,996,508.00
433	FRMAC	GEN	01/18/2017	6,600.00	2,000,000.00	0.00	0.00	0.00	2,000,000.00
3132X0NC1	2,000,000.00	1.320	01/18/2019	13,200.00	1,989,454.00	0.00	0.00	4,446.00	1,993,900.00
443	FHLMCC	GEN	03/15/2017	14,000.00	4,000,000.00	0.00	0.00	0.00	4,000,000.00
3134GA6X7	4,000,000.00	1.400	03/15/2019	28,000.00	3,977,076.00	0.00	0.00	4,976.00	3,982,052.00
450	FAMCA	GEN	05/01/2017	8,776.62	2,454,790.72	0.00	0.00	65.63	2,454,856.35
3132X0RZ6	2,455,000.00	1.440	04/18/2019	0.00	2,437,706.98	0.00	0.00	3,738.96	2,441,445.94
452	FAMCA	GEN	06/19/2017	4,791.67	1,999,674.56	0.00	2,000,000.00	-1,999,674.56	0.00
3132X0QP9	0.00	1.335	09/10/2018	12,500.00	1,997,576.00	0.00	2,000,000.00	-1,997,576.00	0.00
453	FNMA	GEN	06/21/2017	0.00	2,443,552.05	0.00	0.00	11,092.39	2,454,644.44
313586RC5	2,500,000.00	1.820	10/09/2019	0.00	2,420,375.00	0.00	0.00	10,722.50	2,431,097.50
458	FAMCA	GEN	08/29/2017	10,800.00	2,998,895.53	0.00	0.00	243.04	2,999,138.57
3132X0WK3	3,000,000.00	1.472	08/20/2019	21,600.00	2,966,532.00	0.00	0.00	3,780.00	2,970,312.00
459	FHLB	GEN	08/31/2017	8,125.00	2,004,505.41	0.00	0.00	-1,182.18	2,003,323.23
313379EE5	2,000,000.00	1.384	06/14/2019	0.00	1,985,484.00	0.00	0.00	1,918.00	1,987,402.00
461	FHLMCC	GEN	09/07/2017	4,500.00	1,000,000.00	0.00	0.00	0.00	1,000,000.00
3134GBET5	1,000,000.00	1.782	04/13/2020	0.00	985,565.00	0.00	0.00	-1.00	985,564.00
462	FHLMCC	GEN	09/21/2017	10,125.00	2,250,000.00	0.00	0.00	0.00	2,250,000.00
3134GBL91	2,250,000.00	1.800	09/21/2020	20,250.00	2,204,286.75	0.00	0.00	-3,708.00	2,200,578.75
464	FHLB	GEN	11/29/2017	8,125.00	1,999,630.00	0.00	0.00	225.00	1,999,855.00
3130ACXD1	2,000,000.00	1.670	11/29/2018	0.00	1,995,918.00	0.00	0.00	2,216.00	1,998,134.00
465	FFCBC	GEN	11/29/2017	5,100.00	2,000,000.00	0.00	0.00	0.00	2,000,000.00
3133EGKZ7	2,000,000.00	1.815	07/12/2019	10,200.00	1,970,474.00	0.00	0.00	6,096.00	1,976,570.00
467	FHLB	GEN	12/15/2017	13,359.37	2,265,082.02	0.00	0.00	-2,600.35	2,262,481.67
3130A0JR2	2,250,000.00	1.901	12/13/2019	0.00	2,245,702.50	0.00	0.00	-4,698.00	2,241,004.50

**City of San Angelo, Texas**  
**Texas Compliance Change in Val Report**  
**July 1, 2018 - September 30, 2018**

Inv #	Issuer	Fund	Purch Date	Interest Accrual	Beginning Book Value				Ending Book Value
Cusip	Par Value	YTM	Mat Date	Interest Received	Beginning Market Value	Purchases/ Additions	Redemptions	Change in Value	Ending Market Value
468	FAMCA	GEN	01/04/2018	13,543.75	2,747,932.68	0.00	0.00	347.12	2,748,279.80
3132X0C33	2,750,000.00	2.021	12/27/2019	0.00	2,728,354.75	0.00	0.00	440.00	2,728,794.75
469	FHLB	GEN	01/19/2018	23,750.00	4,016,178.95	0.00	0.00	-2,789.48	4,013,389.47
3130A0JR2	4,000,000.00	2.088	12/13/2019	0.00	3,992,360.00	0.00	0.00	-8,352.00	3,984,008.00
470	FNMA	GEN	04/12/2018	5,000.00	1,985,421.02	0.00	0.00	5,583.44	1,991,004.46
3135G0J53	2,000,000.00	2.132	02/26/2019	7,444.44	1,983,400.00	0.00	0.00	6,062.00	1,989,462.00
471	FFCBC	GEN	04/16/2018	12,100.00	2,000,000.00	0.00	0.00	0.00	2,000,000.00
3133EJKW8	2,000,000.00	2.432	04/16/2020	0.00	1,992,184.00	0.00	0.00	-6,416.00	1,985,768.00
472	FCDN	GEN	04/19/2018	0.00	2,952,385.00	0.00	0.00	16,406.67	2,968,791.67
313312DM9	3,000,000.00	2.203	03/25/2019	0.00	2,951,676.00	0.00	0.00	14,052.00	2,965,728.00
473	FFCB	GEN	05/09/2018	18,750.00	2,996,574.26	0.00	0.00	470.00	2,997,044.26
3133EJME6	3,000,000.00	2.564	04/27/2020	0.00	2,996,208.00	0.00	0.00	-9,966.00	2,986,242.00
474	HALKIN	GEN	05/11/2018	0.00	1,994,886.67	0.00	2,000,000.00	-1,994,886.67	0.00
40588MH91	0.00	2.374	08/09/2018	0.00	1,994,886.67	0.00	2,000,000.00	-1,994,886.67	0.00
475	CHESH	GEN	05/11/2018	0.00	1,994,886.67	0.00	2,000,000.00	-1,994,886.67	0.00
16536JH91	0.00	2.374	08/09/2018	0.00	1,994,886.67	0.00	2,000,000.00	-1,994,886.67	0.00
476	EBURY	GEN	05/11/2018	0.00	1,994,886.67	0.00	2,000,000.00	-1,994,886.67	0.00
27873KH96	0.00	2.374	08/09/2018	0.00	1,994,886.67	0.00	2,000,000.00	-1,994,886.67	0.00
477	FFCB	GEN	06/19/2018	12,750.00	1,997,306.18	0.00	0.00	346.35	1,997,652.53
3133EJRL5	2,000,000.00	2.621	06/11/2020	0.00	1,998,452.00	0.00	0.00	-7,092.00	1,991,360.00
478	COMMBK	GEN	06/22/2018	0.00	1,989,244.44	0.00	2,000,000.00	-1,989,244.44	0.00
20147MJK0	0.00	2.434	09/19/2018	0.00	1,989,244.44	0.00	2,000,000.00	-1,989,244.44	0.00
479	MOUNT	GEN	06/22/2018	0.00	1,991,327.22	0.00	2,000,000.00	-1,991,327.22	0.00
62455BJ63	0.00	2.341	09/06/2018	0.00	1,991,327.22	0.00	2,000,000.00	-1,991,327.22	0.00
480	FFCB	GEN	06/22/2018	12,750.00	1,997,750.04	0.00	0.00	300.44	1,998,050.48
3133EJNW5	2,000,000.00	2.611	05/15/2020	0.00	1,997,922.00	0.00	0.00	-5,964.00	1,991,958.00

**City of San Angelo, Texas**  
**Texas Compliance Change in Val Report**  
**July 1, 2018 - September 30, 2018**

Inv #	Issuer	Fund	Purch Date	Interest Accrual	Beginning Book Value	Purchases/ Additions	Redemptions	Change in Value	Ending Book Value
Cusip	Par Value	YTM	Mat Date	Interest Received	Beginning Market Value				Ending Market Value
481	FNMAC	GEN	06/28/2018	17,500.00	4,923,689.47	0.00	0.00	76,310.53	5,000,000.00
3136G4GU1	5,000,000.00	2.571	11/25/2019	0.00	4,918,525.00	0.00	0.00	10,305.00	4,928,830.00
483	FHLBC	GEN	07/19/2018	21,500.00	0.00	4,961,250.00	0.00	4,974,859.76	4,974,859.76
3130ADMS8	5,000,000.00	2.656	02/14/2020	7,465.28	0.00	4,961,250.00	0.00	4,957,620.00	4,957,620.00
484	ANGLE	GEN	08/09/2018	0.00	0.00	1,988,650.00	0.00	1,995,333.89	1,995,333.89
0347M3L77	2,000,000.00	2.282	11/07/2018	0.00	0.00	1,988,650.00	0.00	1,995,333.89	1,995,333.89
485	EBURY	GEN	08/09/2018	0.00	0.00	1,988,650.00	0.00	1,995,333.89	1,995,333.89
27873KL75	2,000,000.00	2.282	11/07/2018	0.00	0.00	1,988,650.00	0.00	1,995,333.89	1,995,333.89
486	CHESH	GEN	08/09/2018	0.00	0.00	1,988,650.00	0.00	1,995,333.89	1,995,333.89
16536JL70	2,000,000.00	2.282	11/07/2018	0.00	0.00	1,988,650.00	0.00	1,995,333.89	1,995,333.89
487	MALAY	GEN	08/09/2018	0.00	0.00	1,988,450.00	0.00	1,995,251.67	1,995,251.67
56108KL71	2,000,000.00	2.323	11/07/2018	0.00	0.00	1,988,450.00	0.00	1,995,251.67	1,995,251.67
488	FHLBC	GEN	08/09/2018	6,211.11	0.00	1,984,266.60	0.00	1,988,688.96	1,988,688.96
3130ADMS8	2,000,000.00	2.683	02/14/2020	597.22	0.00	1,984,266.60	0.00	1,983,048.00	1,983,048.00
490	TNOTE	GEN	09/06/2018	1,381.22	0.00	1,971,093.75	0.00	1,973,106.72	1,973,106.72
912828TN0	2,000,000.00	2.496	08/31/2019	0.00	0.00	1,971,093.75	0.00	1,970,390.00	1,970,390.00
491	FFCBC	GEN	09/13/2018	1,250.00	0.00	1,983,100.00	0.00	2,000,000.00	2,000,000.00
3133EFD20	2,000,000.00	2.483	05/23/2019	0.00	0.00	1,983,100.00	0.00	1,983,854.00	1,983,854.00
492	FFCBC	GEN	09/19/2018	1,215.00	0.00	1,491,450.00	0.00	1,491,978.87	1,491,978.87
3133EJJT7	1,500,000.00	2.810	04/03/2020	0.00	0.00	1,491,450.00	0.00	1,491,355.50	1,491,355.50
493	FAMCAC	GEN	09/20/2018	2,276.39	0.00	2,490,000.00	0.00	2,490,611.11	2,490,611.11
3132X05K3	2,500,000.00	2.569	09/20/2021	0.00	0.00	2,490,000.00	0.00	2,488,570.00	2,488,570.00
<b>Sub Totals For: Fund: General</b>				533,899.99	134,909,785.64	37,921,479.44	37,357,177.87	769,152.35	135,678,937.99
				434,989.30	134,465,194.73	37,921,479.44	37,357,177.87	678,474.85	135,143,669.58

**Fund: Lake Nasworthy**



**City of San Angelo, Texas**  
**Texas Compliance Change in Val Report**  
**July 1, 2018 - September 30, 2018**

Inv #	Issuer	Fund	Purch Date	Interest Accrual	Beginning Book Value				Ending Book Value
Cusip	Par Value	YTM	Mat Date	Interest Received	Beginning Market Value	Purchases/ Additions	Redemptions	Change in Value	Ending Market Value
103	FFB	LAKE	07/01/2007	9,613.83	3,070,322.08	220,094.54	2,046,384.79	-1,826,290.25	1,244,031.83
999999996	1,244,031.83	1.830	/ /	9,613.83	3,070,322.08	220,094.54	2,046,384.79	-1,826,290.25	1,244,031.83
329	MM	LAKE	10/20/2014	0.00	0.00	0.00	0.00	0.00	0.00
9999999911	0.00	0.000	/ /	0.00	0.00	0.00	0.00	0.00	0.00
397	FNMAC	LAKE	05/23/2016	4,500.00	1,500,000.00	0.00	0.00	0.00	1,500,000.00
3136G3NA9	1,500,000.00	1.200	05/23/2019	0.00	1,484,599.50	0.00	0.00	3,331.50	1,487,931.00
413	FNMAC	LAKE	07/26/2016	2,500.00	1,000,000.00	0.00	0.00	0.00	1,000,000.00
3135G0M26	1,000,000.00	1.000	07/26/2019	5,000.00	984,964.00	0.00	0.00	2,131.00	987,095.00
415	FRMAC	LAKE	07/27/2016	1,212.50	499,842.36	0.00	0.00	36.85	499,879.21
3132X0HW4	500,000.00	1.000	07/26/2019	2,425.00	492,355.00	0.00	0.00	1,045.00	493,400.00
416	FHLBC	LAKE	08/17/2016	4,850.00	1,000,000.00	0.00	0.00	0.00	1,000,000.00
3130A8VN0	1,000,000.00	1.940	11/17/2023	0.00	948,726.00	0.00	0.00	-5,361.00	943,365.00
418	FHLBC	LAKE	08/23/2016	1,625.00	1,000,000.00	0.00	1,000,000.00	-1,000,000.00	0.00
3130A8VQ3	0.00	1.125	08/23/2018	5,625.00	998,748.00	0.00	1,000,000.00	-998,748.00	0.00
419	FHLMCC	LAKE	08/23/2016	1,625.00	500,000.00	0.00	0.00	0.00	500,000.00
3134G93S4	500,000.00	1.300	08/23/2019	3,250.00	492,804.00	0.00	0.00	1,272.00	494,076.00
424	FHLMCC	LAKE	09/30/2016	3,750.00	1,000,000.00	0.00	0.00	0.00	1,000,000.00
3134GAJR6	1,000,000.00	1.500	09/30/2020	7,500.00	975,107.00	0.00	0.00	-1,294.00	973,813.00
428	FHLMCC	LAKE	10/28/2016	3,250.00	1,000,000.00	0.00	0.00	0.00	1,000,000.00
3134GARV8	1,000,000.00	1.300	10/25/2019	0.00	983,302.00	0.00	0.00	2,054.00	985,356.00
429	FNMAC	LAKE	10/28/2016	4,062.50	1,000,000.00	0.00	0.00	0.00	1,000,000.00
3136G4EV1	1,000,000.00	1.635	10/28/2021	0.00	955,017.00	0.00	0.00	-3,087.00	951,930.00
435	FHLB	LAKE	01/30/2017	6,450.00	2,000,000.00	0.00	0.00	0.00	2,000,000.00
3130AAM54	2,000,000.00	1.290	01/30/2019	12,900.00	1,989,232.00	0.00	0.00	4,174.00	1,993,406.00
466	FHLB	LAKE	11/29/2017	4,062.50	999,815.00	0.00	0.00	112.50	999,927.50
3130ACXD1	1,000,000.00	1.670	11/29/2018	0.00	997,959.00	0.00	0.00	1,108.00	999,067.00

**City of San Angelo, Texas**  
**Texas Compliance Change in Val Report**  
**July 1, 2018 - September 30, 2018**

Inv #	Issuer	Fund	Purch Date	Interest Accrual	Beginning Book Value	Purchases/ Additions	Redemptions	Change in Value	Ending Book Value
Cusip	Par Value	YTM	Mat Date	Interest Received	Beginning Market Value				Ending Market Value
482	FHLB	LAKE	07/03/2018	16,500.00	0.00	2,027,964.71	0.00	2,024,444.12	2,024,444.12
313370E38	2,000,000.00	2.631	06/12/2020	0.00	0.00	2,027,964.71	0.00	2,018,088.00	2,018,088.00
489	FHLBC	LAKE	08/24/2018	2,148.06	0.00	992,670.00	0.00	994,490.20	994,490.20
3130ADG22	1,000,000.00	2.620	01/23/2020	0.00	0.00	992,670.00	0.00	991,385.00	991,385.00
<b>Sub Totals For: Fund: Lake Nasworthy</b>				66,149.39	14,569,979.44	3,240,729.25	3,046,384.79	192,793.42	14,762,772.86
				46,313.83	14,373,135.58	3,240,729.25	3,046,384.79	189,808.25	14,562,943.83
<b>Report Grand Totals:</b>				600,049.38	149,479,765.08	41,162,208.69	40,403,562.66	961,945.77	150,441,710.85
				481,303.13	148,838,330.31	41,162,208.69	40,403,562.66	868,283.10	149,706,613.41