

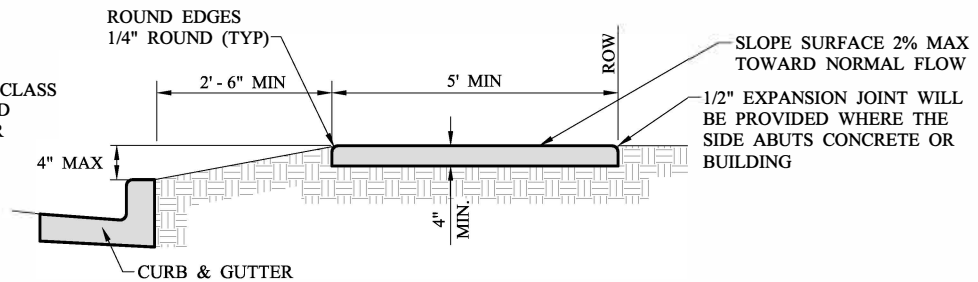
**TYPICAL TYPE 1 RETAINING WALL**  
NOT TO SCALE

**5' WIDE SIDEWALK:**

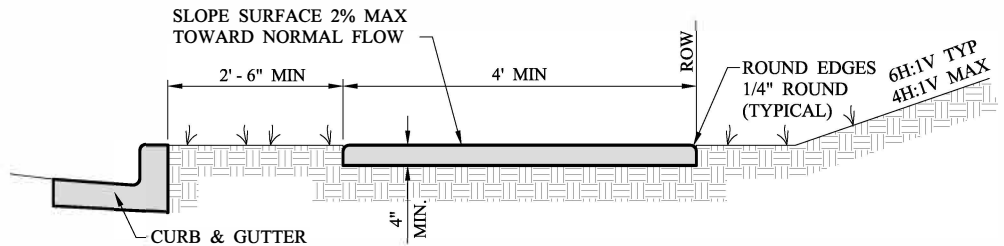
GROOVED CONTRACTION JOINTS EVERY 5' AND EXPANSION JOINTS EVERY 40'.

**NOTE:**

ALL SIDEWALKS SHALL BE A CLASS "A" CONCRETE AND REINFORCED WITH #3 BARS AT 18" O.C.E.W. OR NOVAMESH 36#/CY.



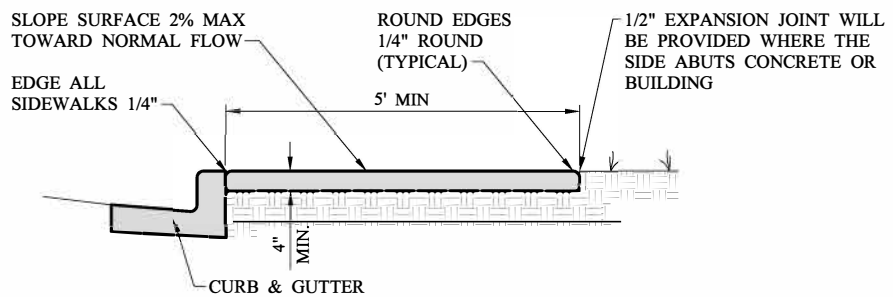
**ARTERIAL AND COLLECTOR STREETS**  
NOT TO SCALE



**RESIDENTIAL STREET**  
NOT TO SCALE

**4' WIDE SIDEWALK:**

GROOVED CONTRACTION JOINTS EVERY 4' AND EXPANSION JOINTS EVERY 32'.



**RESIDENTIAL STREET "ALTERNATE"**  
NOT TO SCALE

**NOTES:**

1. 6" SUBGRADE SHALL BE COMPACTED TO AN EQUIVALENT OF 95% STANDARD PROCTOR DENSITY.
2. A ROUGH BROOM FINISH IS PREFERRED.
3. LONGITUDINAL SLOPE OF SIDEWALK SHALL NOT EXCEED 5%, AND CROSS SLOPE OF SIDEWALK SHALL NOT EXCEED 2%.
4. WET SUBGRADE SHALL BE CORRECTED PRIOR TO PLACEMENT OF CONCRETE.
5. ALL SIDEWALKS ACROSS DRIVEWAYS SHALL BE 6" REINFORCED CONCRETE. SEE CONCRETE APPROACH SHEET S-X-2.
6. IN NARROW RIGHT OF WAY SITUATIONS, THE MINIMUM CLEAR WIDTH OF SIDEWALK SHALL BE 36 INCHES.

**CITY OF SAN ANGELO**

**CONCRETE SIDEWALKS**