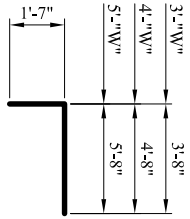


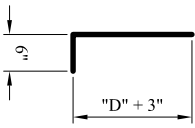
#4 BARS A  
NOT TO SCALE



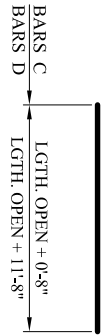
#4 BARS B  
NOT TO SCALE



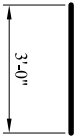
#4 BARS E  
NOT TO SCALE



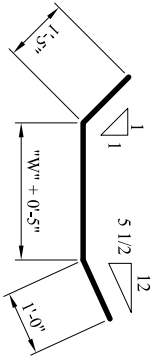
#4 BARS F  
NOT TO SCALE



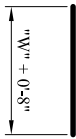
#4 BARS C & D  
NOT TO SCALE



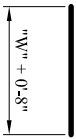
#4 BARS J  
NOT TO SCALE



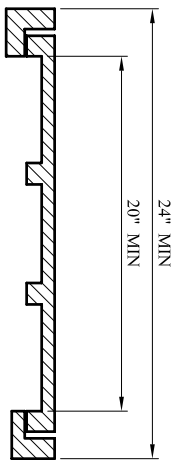
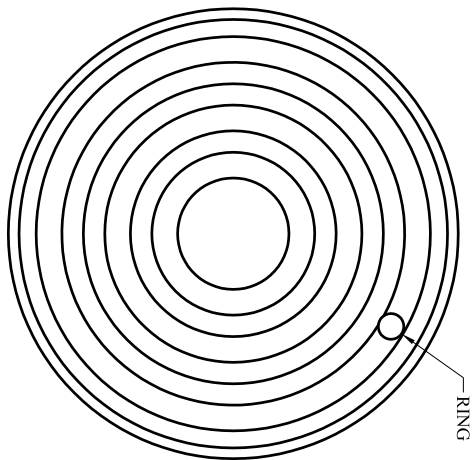
#3 BARS M  
NOT TO SCALE



#4 BARS G  
NOT TO SCALE



#5 BARS N  
NOT TO SCALE



CAST IRON  
FRAME AND COVER  
NOT TO SCALE

CITY OF SAN ANGELO

STORM SEWER CURB INLET  
REBAR & MANHOLE FRAME AND COVER

S-AA-3